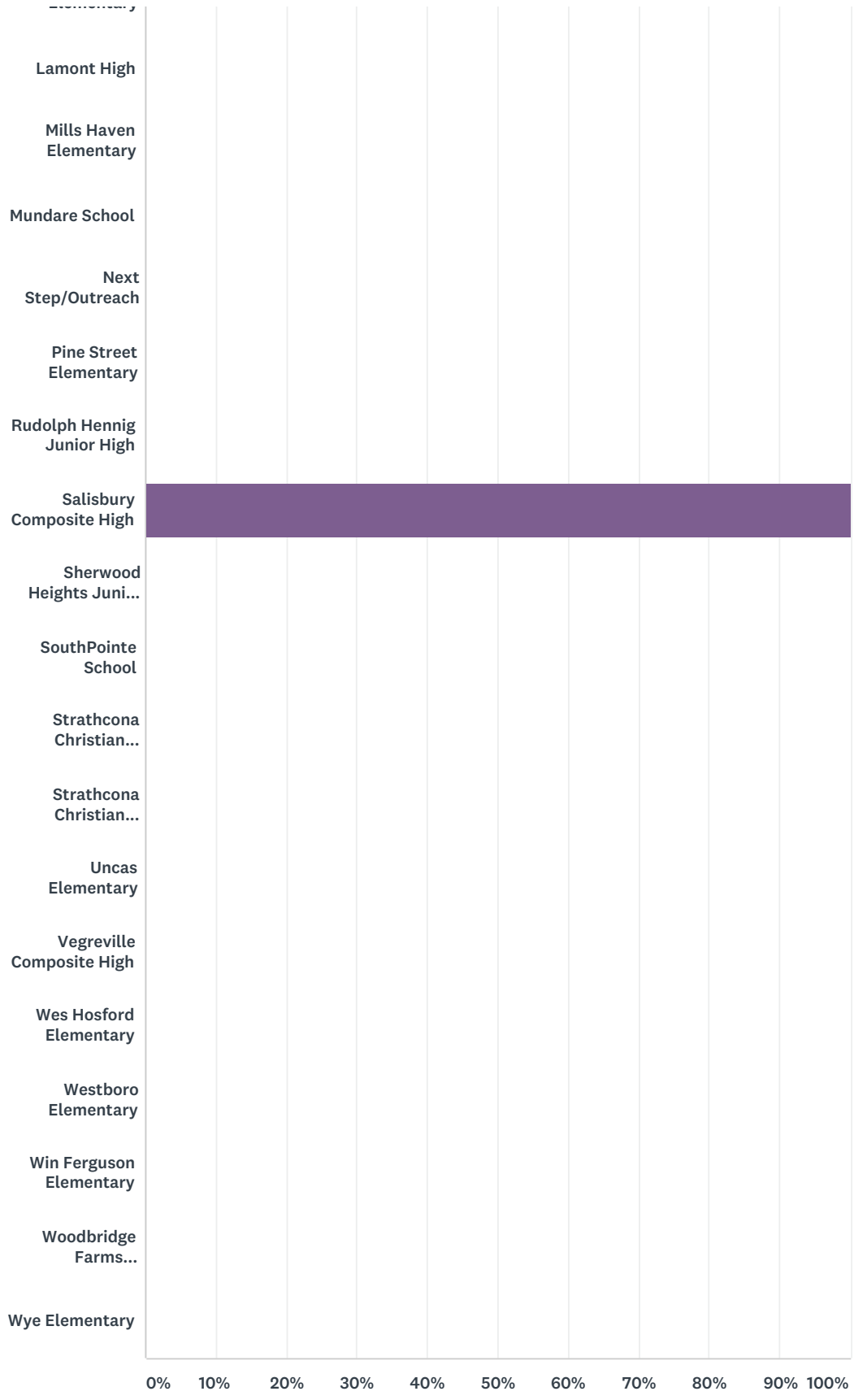


Q1 Please indicate the school your child attends.

Answered: 105 Skipped: 0

A.L. Horton Elementary									
Andrew School									
Ardrossan Elementary									
Ardrossan Junior Senio...									
Bev Facey Community High									
Brentwood Elementary									
Bruderheim School									
Clover Bar Junior High									
École Campbelltown									
École Parc Élémentaire									
F.R. Haythorne Junior High									
Fort Saskatchewan...									
Fort Saskatchewan...									
Fort Saskatchewan...									
Fultonvale Elementary...									
Glen Allan Elementary									
James Mowat Elementary									
Lakeland Ridge									
Lamont Elementary									

EIPS Parent Survey 2017-18



ANSWER CHOICES	RESPONSES
A.L. Horton Elementary	0.00% 0

EIPS Parent Survey 2017-18

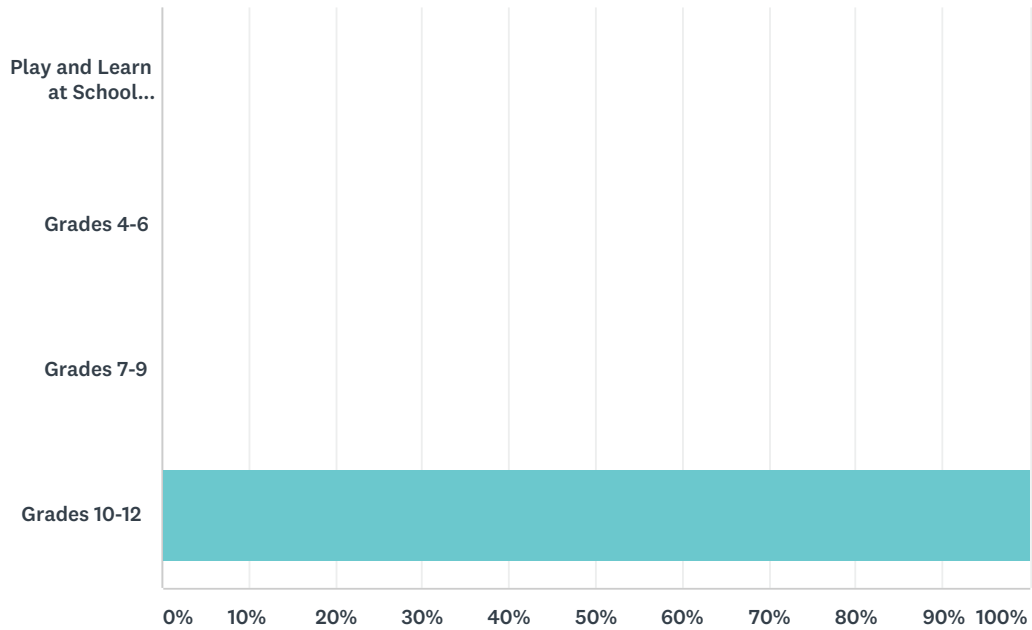
Andrew School	0.00%	0
Ardrossan Elementary	0.00%	0
Ardrossan Junior Senior High	0.00%	0
Bev Facey Community High	0.00%	0
Brentwood Elementary	0.00%	0
Bruderheim School	0.00%	0
Clover Bar Junior High	0.00%	0
École Campbelltown	0.00%	0
École Parc Élémentaire	0.00%	0
F.R. Haythorne Junior High	0.00%	0
Fort Saskatchewan Christian	0.00%	0
Fort Saskatchewan Elementary	0.00%	0
Fort Saskatchewan Senior High	0.00%	0
Fultonvale Elementary Junior High	0.00%	0
Glen Allan Elementary	0.00%	0
James Mowat Elementary	0.00%	0
Lakeland Ridge	0.00%	0
Lamont Elementary	0.00%	0
Lamont High	0.00%	0
Mills Haven Elementary	0.00%	0
Mundare School	0.00%	0
Next Step/Outreach	0.00%	0
Pine Street Elementary	0.00%	0
Rudolph Hennig Junior High	0.00%	0
Salisbury Composite High	100.00%	105
Sherwood Heights Junior High	0.00%	0
SouthPointe School	0.00%	0
Strathcona Christian Academy Elementary	0.00%	0
Strathcona Christian Academy Secondary	0.00%	0
Uncas Elementary	0.00%	0
Vegreville Composite High	0.00%	0
Wes Hosford Elementary	0.00%	0
Westboro Elementary	0.00%	0
Win Ferguson Elementary	0.00%	0

EIPS Parent Survey 2017-18

Woodbridge Farms Elementary	0.00%	0
Wye Elementary	0.00%	0
TOTAL		105

Q2 Please indicate your child's grade.

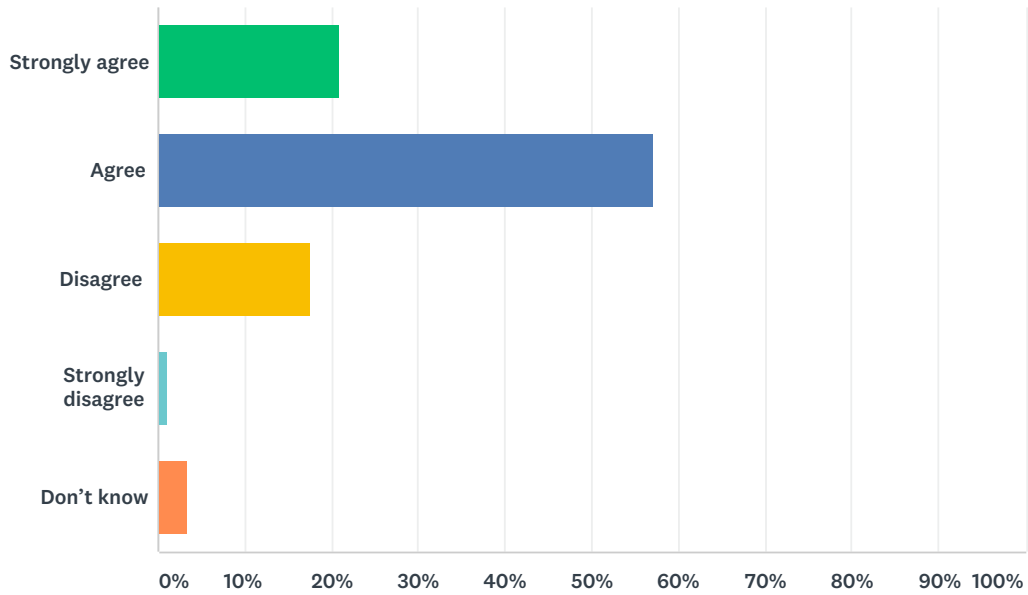
Answered: 105 Skipped: 0



ANSWER CHOICES	RESPONSES
Play and Learn at School (PALS)KindergartenGrades 1-3	0.00% 0
Grades 4-6	0.00% 0
Grades 7-9	0.00% 0
Grades 10-12	100.00% 105
TOTAL	105

Q3 My child's individual needs are met.

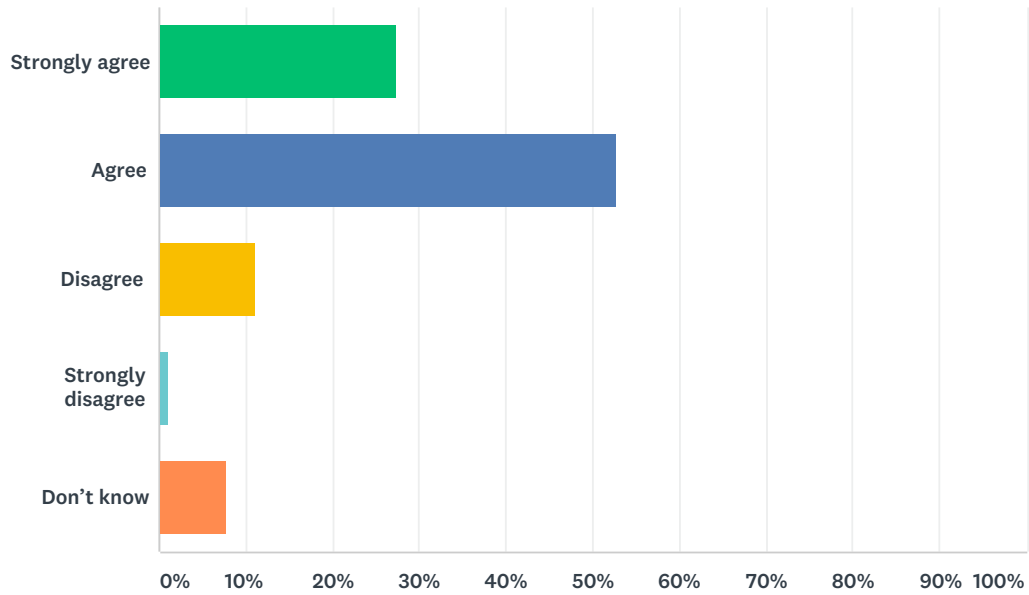
Answered: 91 Skipped: 14



ANSWER CHOICES	RESPONSES	
Strongly agree	20.88%	19
Agree	57.14%	52
Disagree	17.58%	16
Strongly disagree	1.10%	1
Don't know	3.30%	3
TOTAL		91

Q4 My child is encouraged at school to do his or her best.

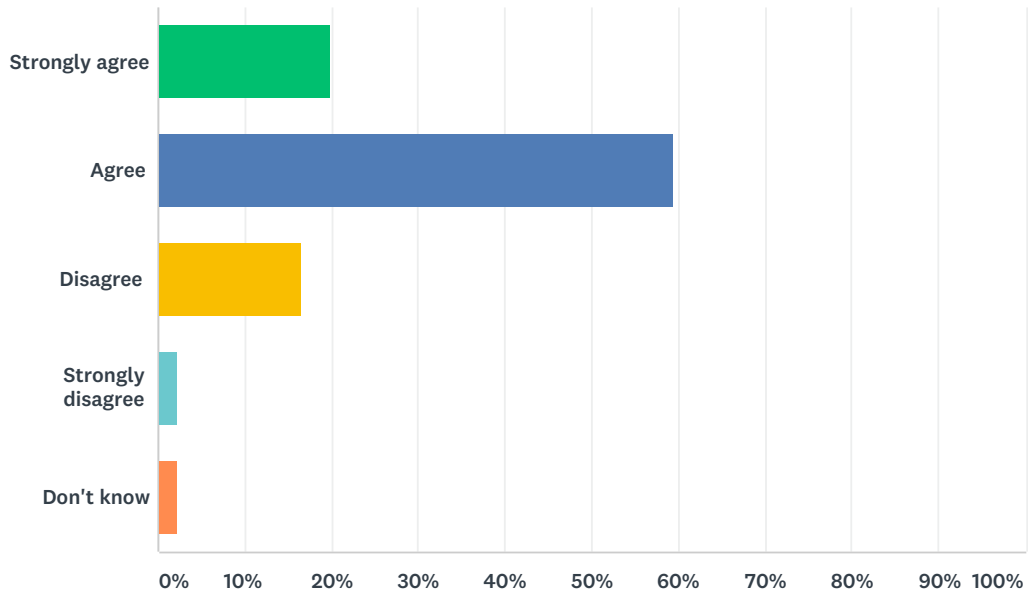
Answered: 91 Skipped: 14



ANSWER CHOICES	RESPONSES	
Strongly agree	27.47%	25
Agree	52.75%	48
Disagree	10.99%	10
Strongly disagree	1.10%	1
Don't know	7.69%	7
TOTAL		91

Q5 My child is demonstrating growth in literacy.

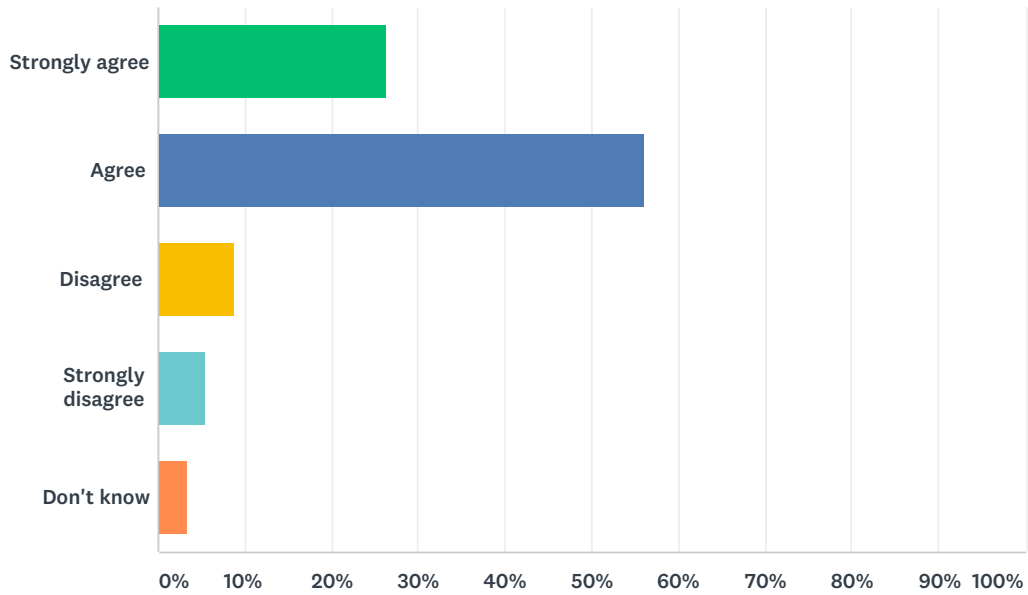
Answered: 91 Skipped: 14



ANSWER CHOICES	RESPONSES	
Strongly agree	19.78%	18
Agree	59.34%	54
Disagree	16.48%	15
Strongly disagree	2.20%	2
Don't know	2.20%	2
TOTAL		91

Q6 My child is demonstrating growth in numeracy.

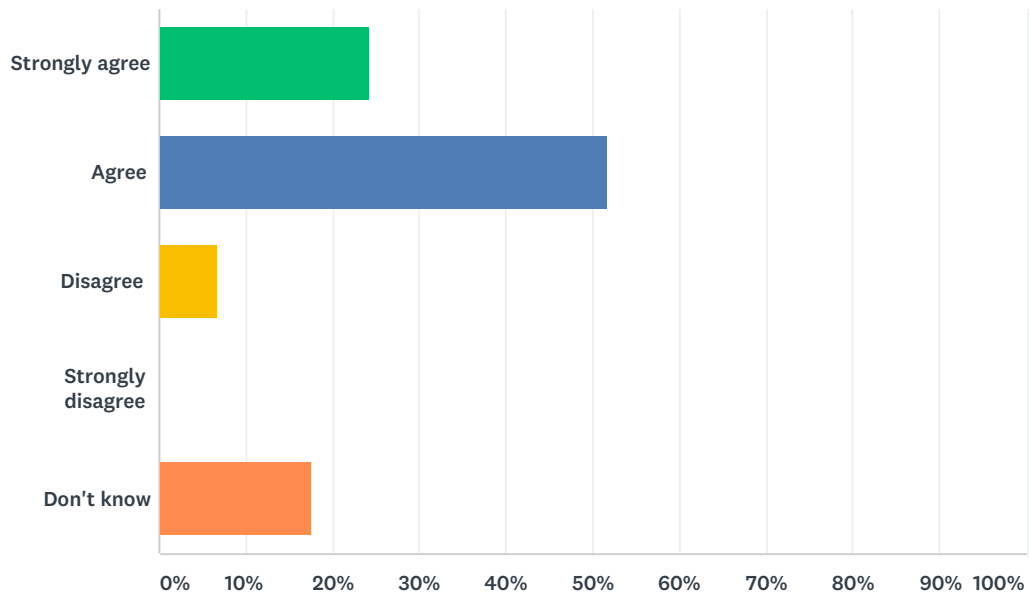
Answered: 91 Skipped: 14



ANSWER CHOICES	RESPONSES	
Strongly agree	26.37%	24
Agree	56.04%	51
Disagree	8.79%	8
Strongly disagree	5.49%	5
Don't know	3.30%	3
TOTAL		91

Q7 My child has an understanding of First Nations, Métis and Inuit culture and history.

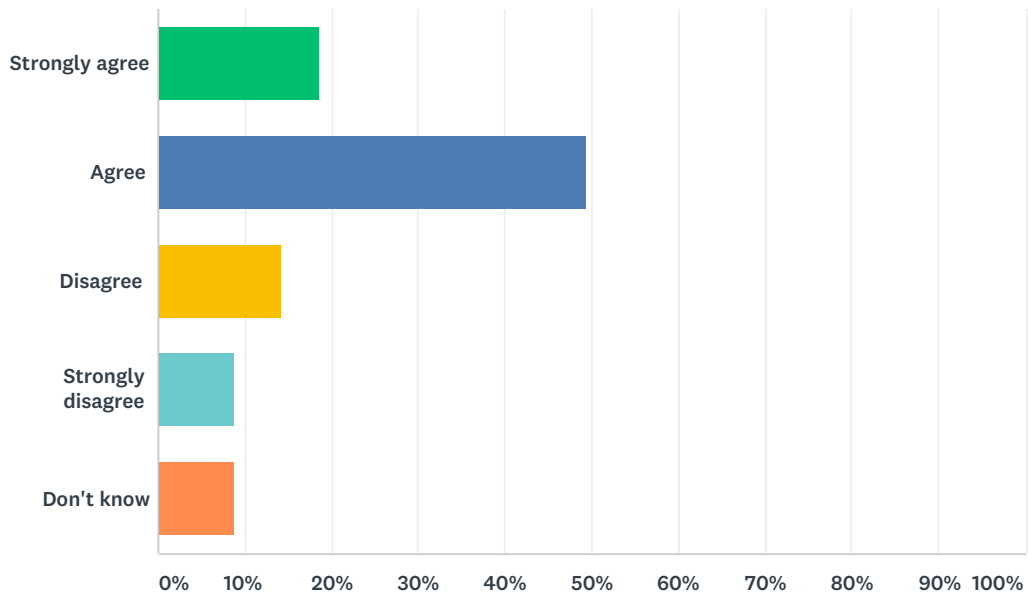
Answered: 91 Skipped: 14



ANSWER CHOICES	RESPONSES	
Strongly agree	24.18%	22
Agree	51.65%	47
Disagree	6.59%	6
Strongly disagree	0.00%	0
Don't know	17.58%	16
TOTAL		91

Q8 My child is being taught knowledge, skills and attitudes necessary to be successful in life.

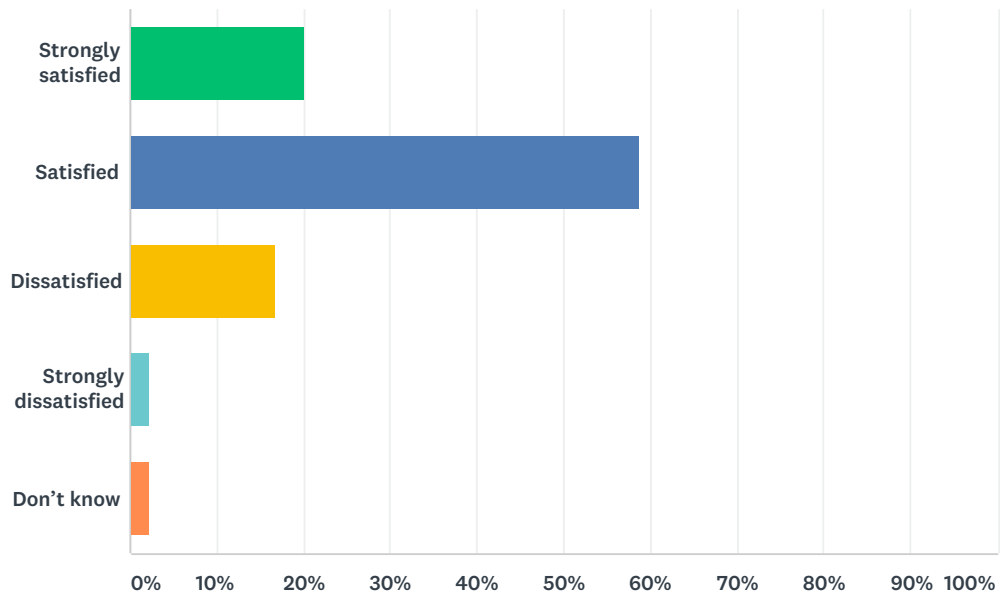
Answered: 91 Skipped: 14



ANSWER CHOICES	RESPONSES	
Strongly agree	18.68%	17
Agree	49.45%	45
Disagree	14.29%	13
Strongly disagree	8.79%	8
Don't know	8.79%	8
TOTAL		91

Q9 How satisfied are you with the quality of education your child is receiving at his or her school?

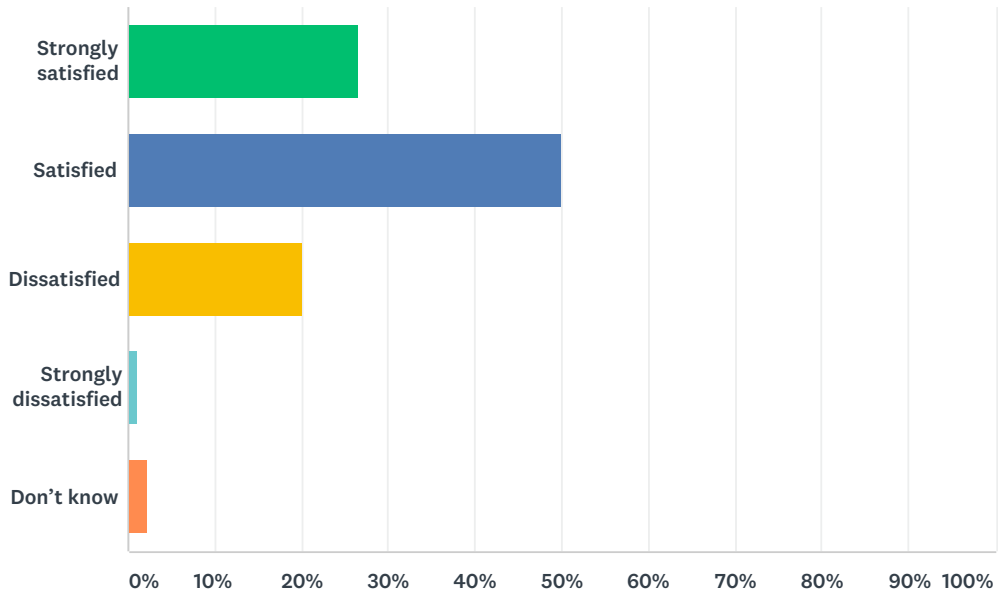
Answered: 90 Skipped: 15



ANSWER CHOICES	RESPONSES	
Strongly satisfied	20.00%	18
Satisfied	58.89%	53
Dissatisfied	16.67%	15
Strongly dissatisfied	2.22%	2
Don't know	2.22%	2
TOTAL		90

Q10 How satisfied are you with the quality of teaching at your child's school?

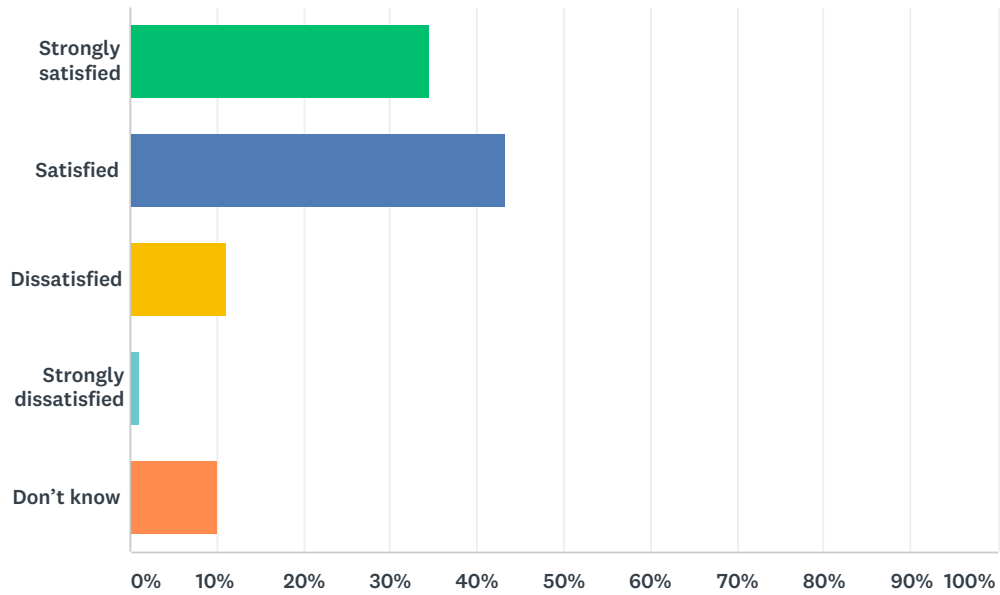
Answered: 90 Skipped: 15



ANSWER CHOICES	RESPONSES	
Strongly satisfied	26.67%	24
Satisfied	50.00%	45
Dissatisfied	20.00%	18
Strongly dissatisfied	1.11%	1
Don't know	2.22%	2
TOTAL		90

Q11 How satisfied are you with the leadership in your child's school?

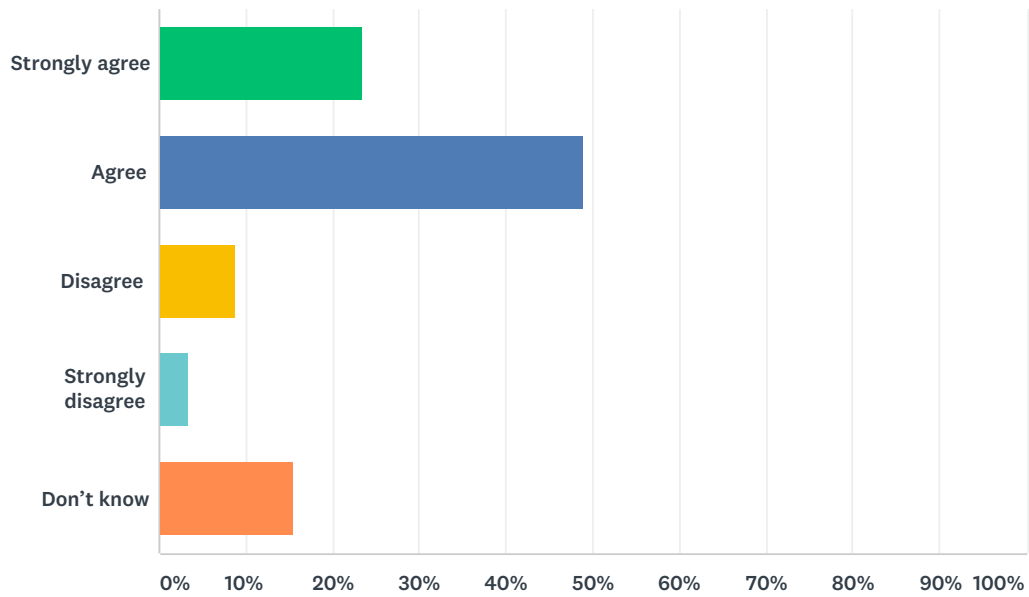
Answered: 90 Skipped: 15



ANSWER CHOICES	RESPONSES	
Strongly satisfied	34.44%	31
Satisfied	43.33%	39
Dissatisfied	11.11%	10
Strongly dissatisfied	1.11%	1
Don't know	10.00%	9
TOTAL		90

Q12 The rights and responsibilities of citizenship are reinforced in my child's school.

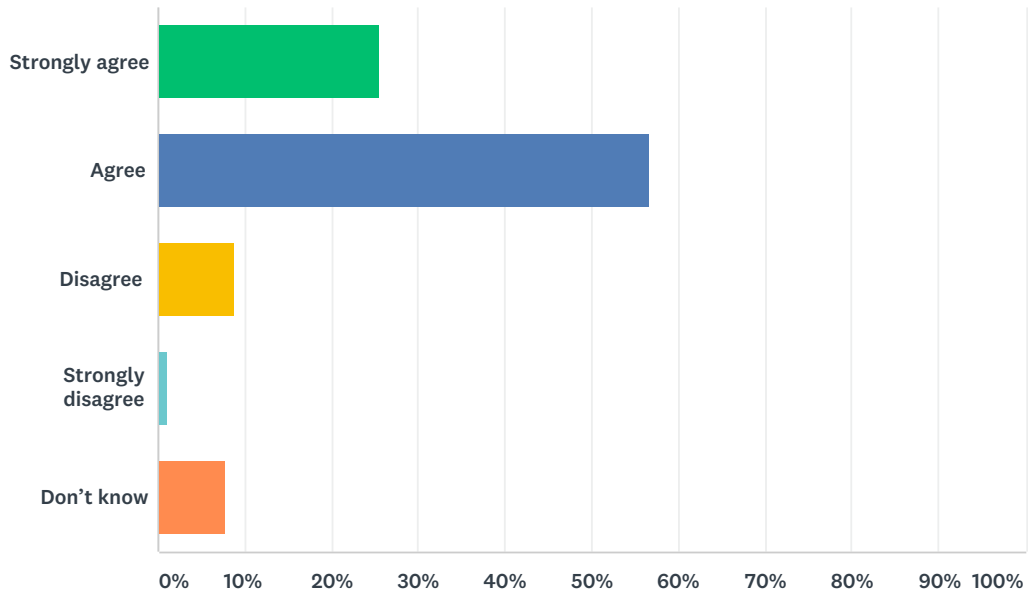
Answered: 90 Skipped: 15



ANSWER CHOICES	RESPONSES	
Strongly agree	23.33%	21
Agree	48.89%	44
Disagree	8.89%	8
Strongly disagree	3.33%	3
Don't know	15.56%	14
TOTAL		90

Q13 The school staff care about my child.

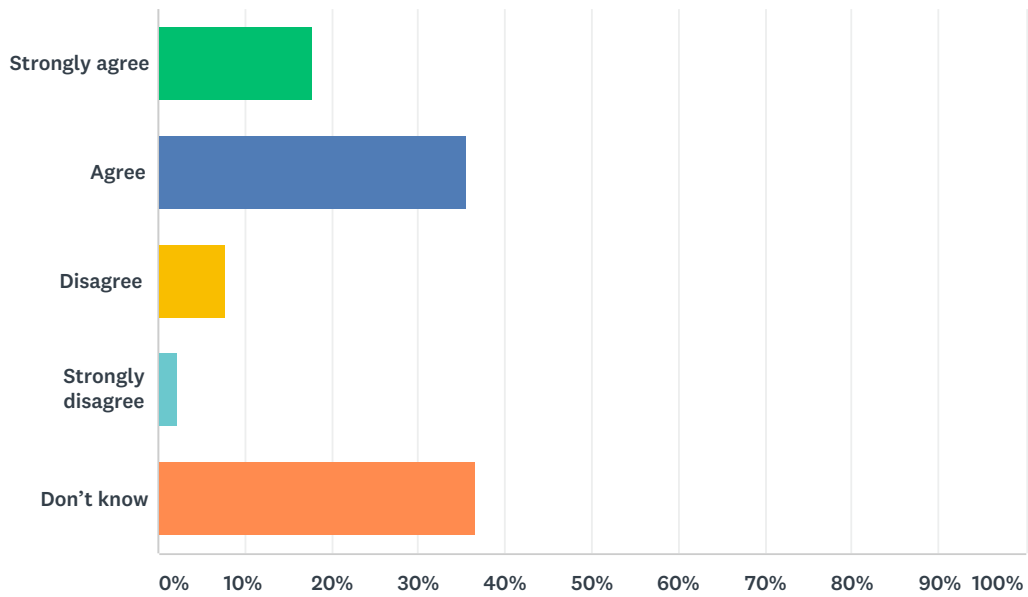
Answered: 90 Skipped: 15



ANSWER CHOICES	RESPONSES	
Strongly agree	25.56%	23
Agree	56.67%	51
Disagree	8.89%	8
Strongly disagree	1.11%	1
Don't know	7.78%	7
TOTAL		90

Q14 Discipline is handled in a fair and reasonable manner in my child's school.

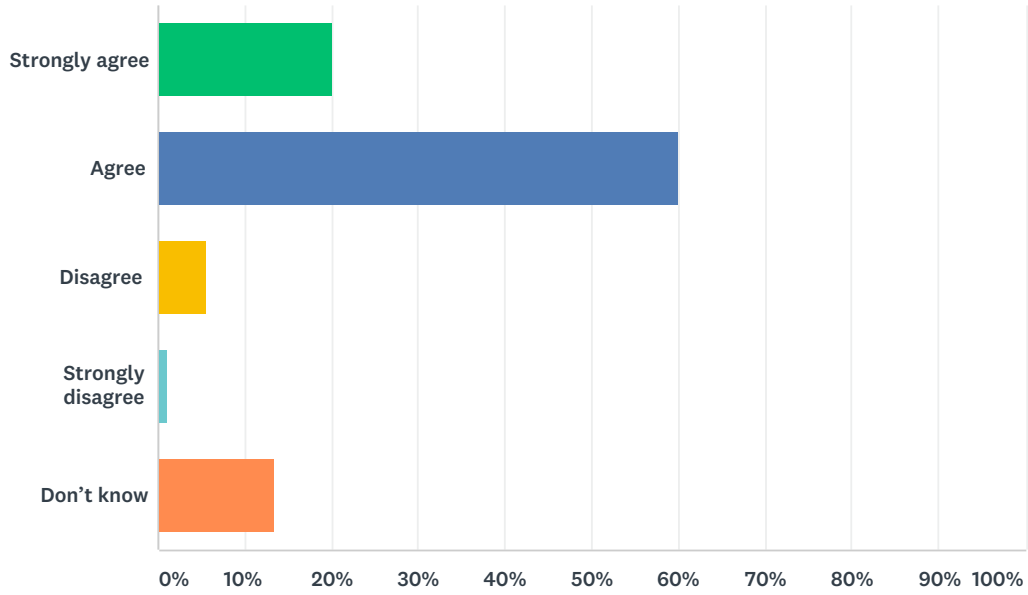
Answered: 90 Skipped: 15



ANSWER CHOICES	RESPONSES	
Strongly agree	17.78%	16
Agree	35.56%	32
Disagree	7.78%	7
Strongly disagree	2.22%	2
Don't know	36.67%	33
TOTAL		90

Q15 My child's school is safe.

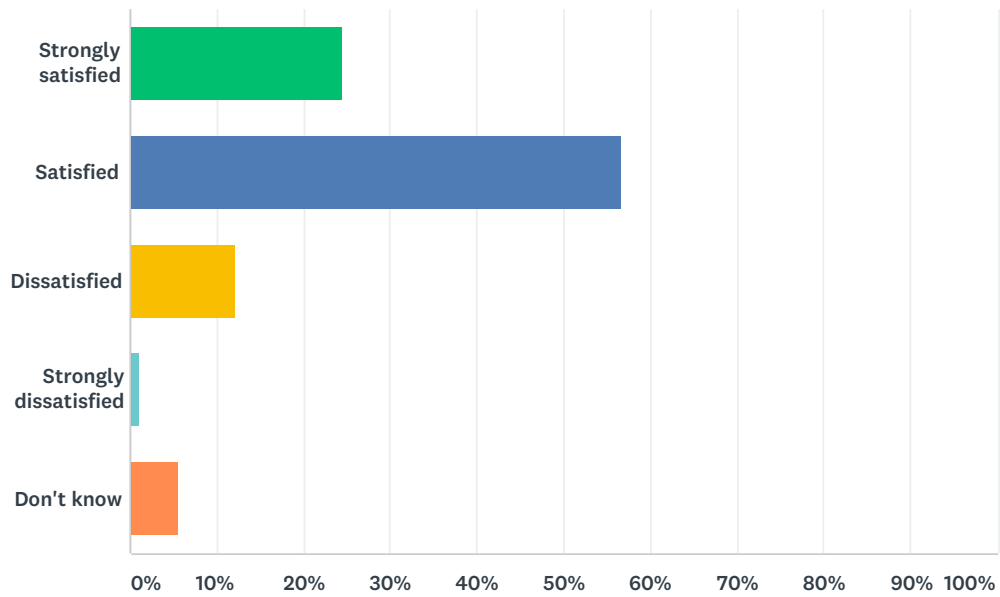
Answered: 90 Skipped: 15



ANSWER CHOICES	RESPONSES	
Strongly agree	20.00%	18
Agree	60.00%	54
Disagree	5.56%	5
Strongly disagree	1.11%	1
Don't know	13.33%	12
TOTAL		90

Q16 How satisfied are you with the resources available to support your child's learning?

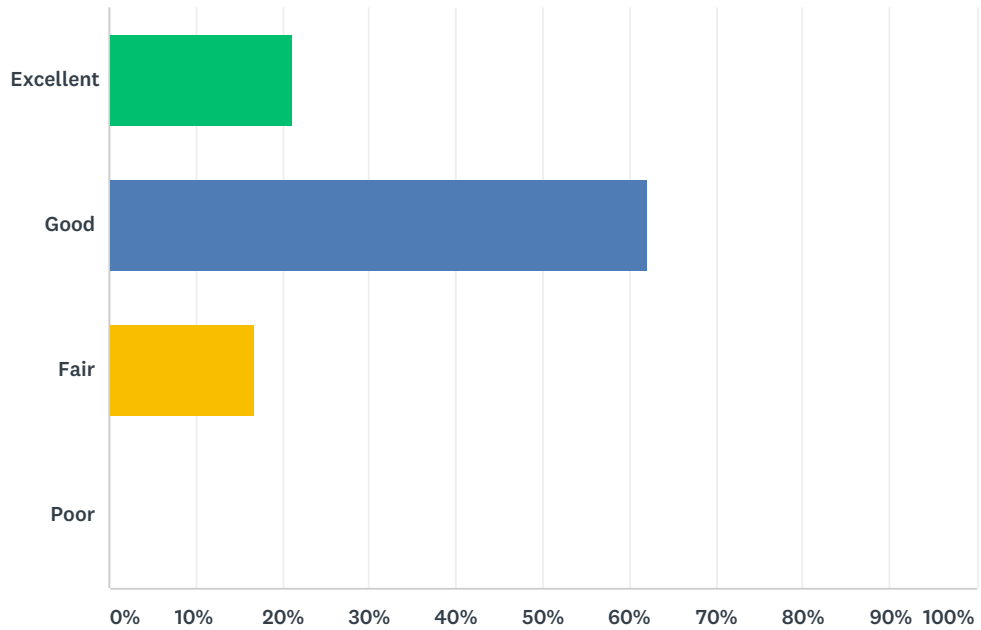
Answered: 90 Skipped: 15



ANSWER CHOICES	RESPONSES	
Strongly satisfied	24.44%	22
Satisfied	56.67%	51
Dissatisfied	12.22%	11
Strongly dissatisfied	1.11%	1
Don't know	5.56%	5
TOTAL		90

Q17 How would you rate the physical condition of your child's school?

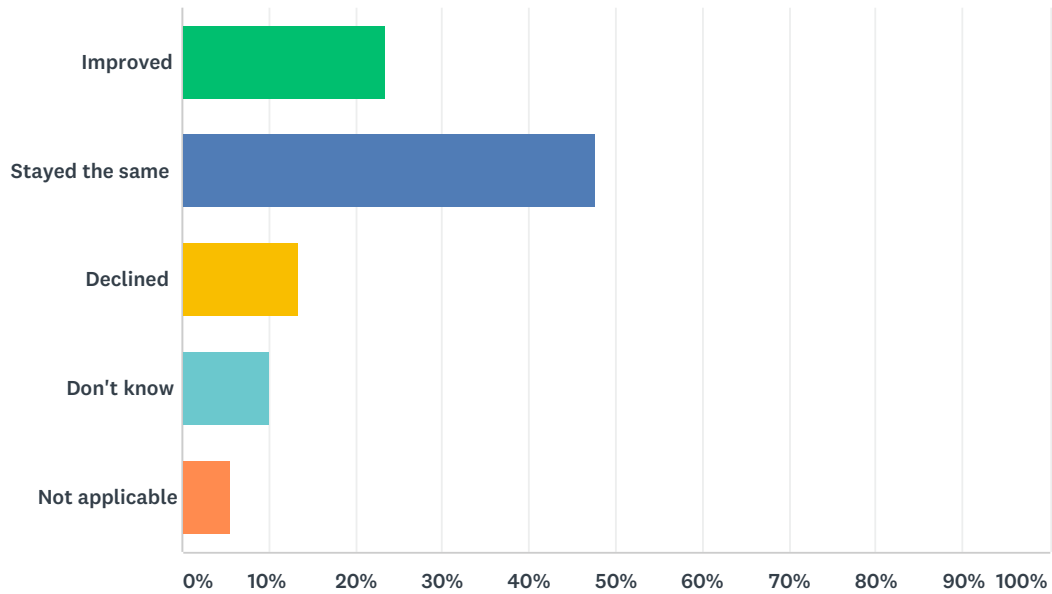
Answered: 90 Skipped: 15



ANSWER CHOICES	RESPONSES	
Excellent	21.11%	19
Good	62.22%	56
Fair	16.67%	15
Poor	0.00%	0
TOTAL		90

Q18 In your opinion, has the quality of education your child has experienced at school improved, stayed the same or declined in the past three years?

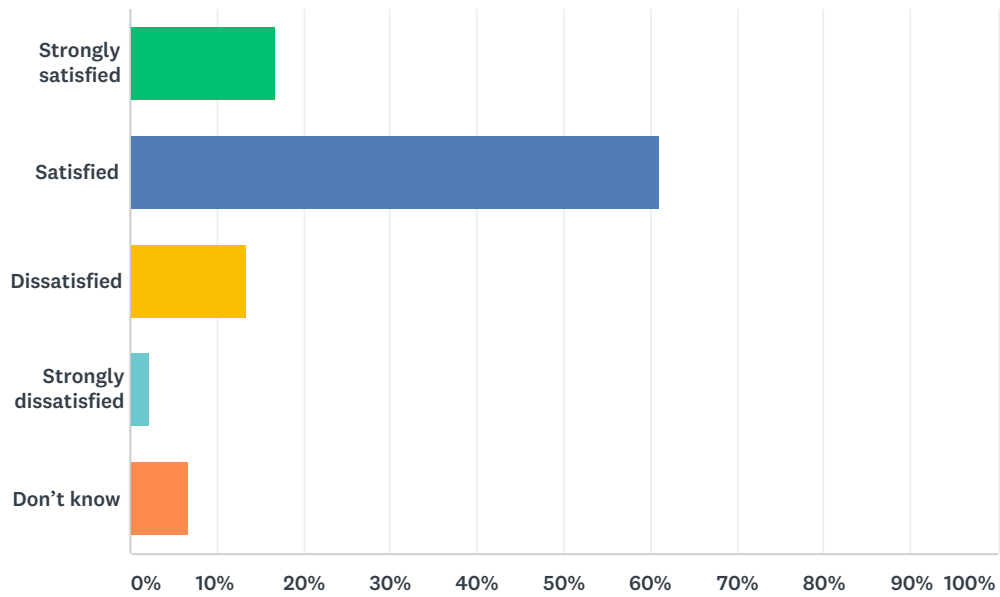
Answered: 90 Skipped: 15



ANSWER CHOICES	RESPONSES	
Improved	23.33%	21
Stayed the same	47.78%	43
Declined	13.33%	12
Don't know	10.00%	9
Not applicable	5.56%	5
TOTAL		90

Q19 How satisfied are you with the opportunity to be involved in decisions at your child's school?

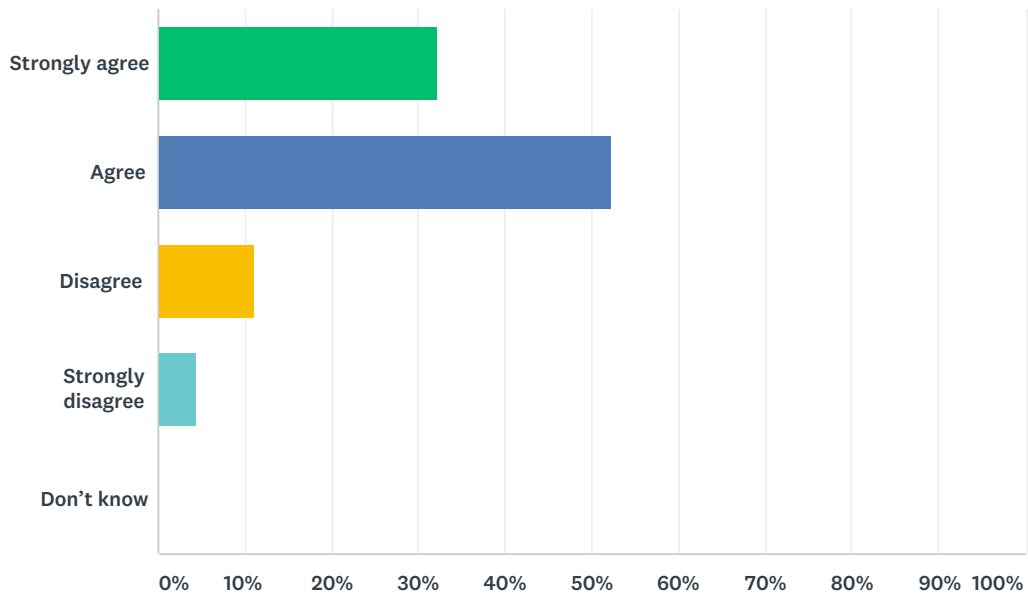
Answered: 90 Skipped: 15



ANSWER CHOICES	RESPONSES	
Strongly satisfied	16.67%	15
Satisfied	61.11%	55
Dissatisfied	13.33%	12
Strongly dissatisfied	2.22%	2
Don't know	6.67%	6
TOTAL		90

Q20 The school keeps me informed about my child's progress and achievement.

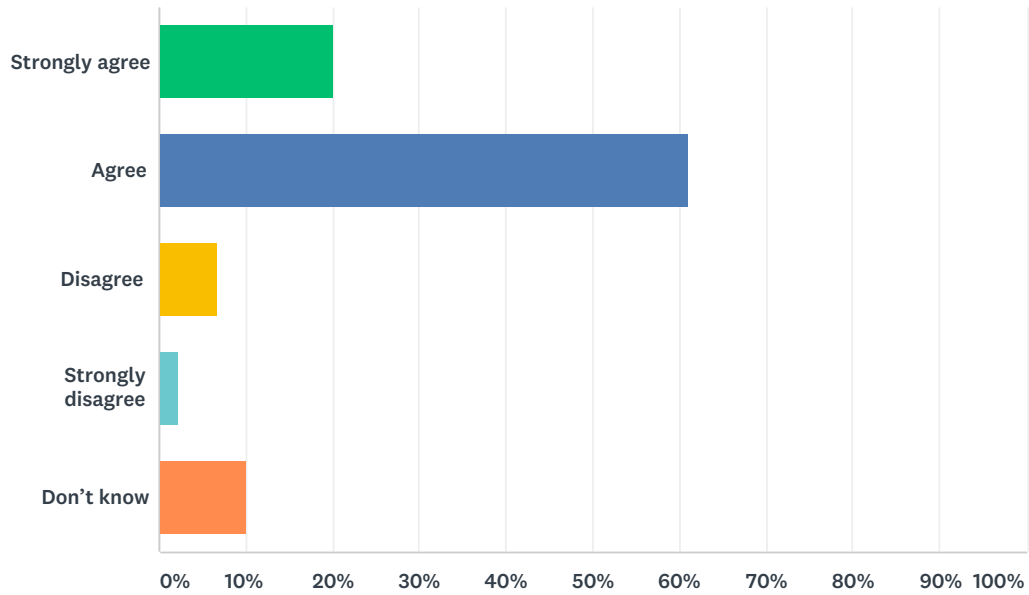
Answered: 90 Skipped: 15



ANSWER CHOICES	RESPONSES	
Strongly agree	32.22%	29
Agree	52.22%	47
Disagree	11.11%	10
Strongly disagree	4.44%	4
Don't know	0.00%	0
TOTAL		90

Q21 There is open and honest communication within my child's school.

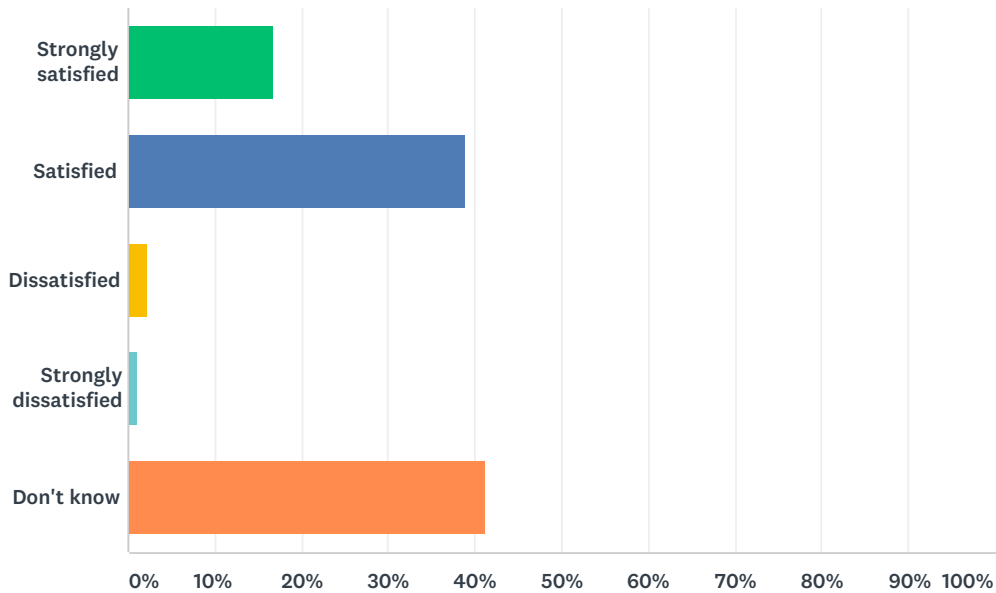
Answered: 90 Skipped: 15



ANSWER CHOICES	RESPONSES	
Strongly agree	20.00%	18
Agree	61.11%	55
Disagree	6.67%	6
Strongly disagree	2.22%	2
Don't know	10.00%	9
TOTAL		90

Q22 How satisfied are you with the community partnerships that may be established at your school? For example: Saffron, KEYS program, Green Certificate, lunch programs, after-school programs, RAP, Tools for School, Scratch Day, Entrepreneurial Adventure, scholarships/grants, etc.

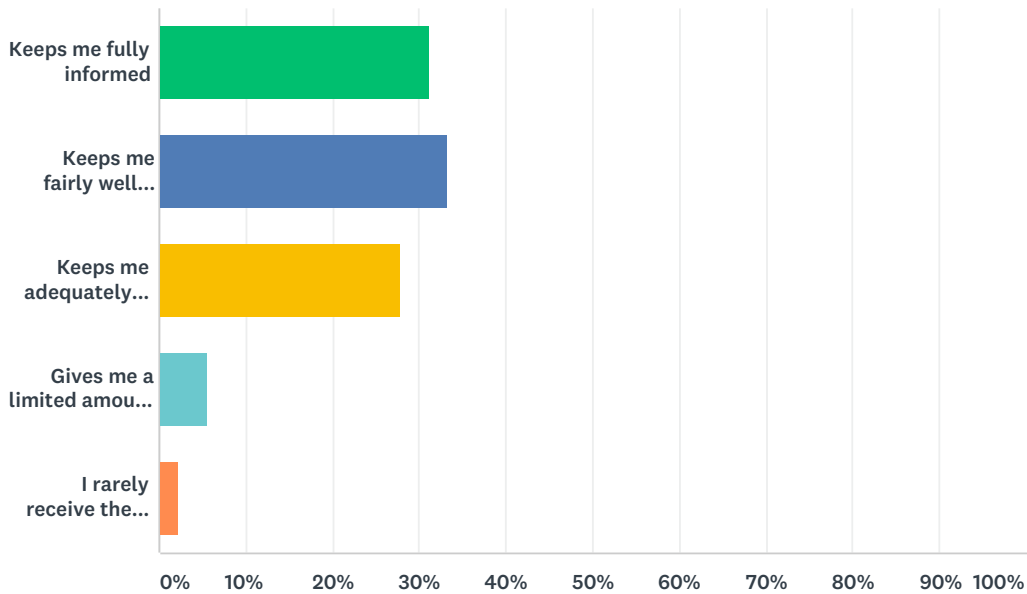
Answered: 90 Skipped: 15



ANSWER CHOICES	RESPONSES	
Strongly satisfied	16.67%	15
Satisfied	38.89%	35
Dissatisfied	2.22%	2
Strongly dissatisfied	1.11%	1
Don't know	41.11%	37
TOTAL		90

Q23 Elk Island Public Schools appreciates the opportunity to stay connected with parents about news, activities, programs and other matters of importance. What is your impression of the communication you receive from your child's school?

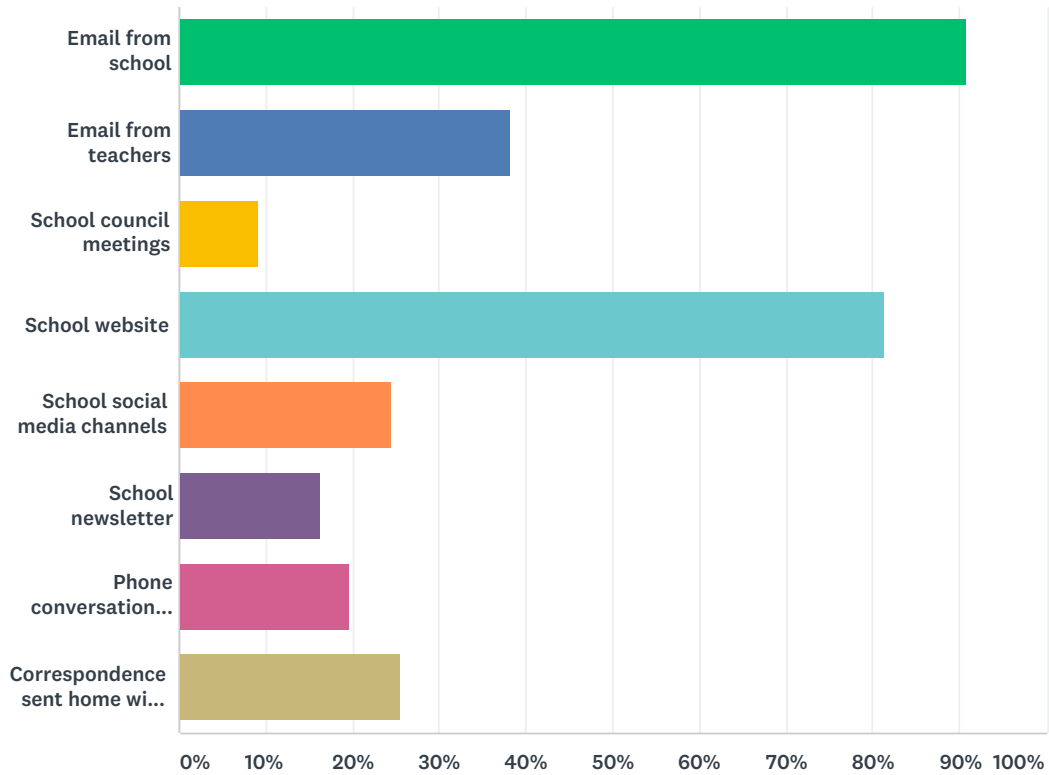
Answered: 90 Skipped: 15



ANSWER CHOICES	RESPONSES	
Keeps me fully informed	31.11%	28
Keeps me fairly well informed	33.33%	30
Keeps me adequately informed	27.78%	25
Gives me a limited amount of information	5.56%	5
I rarely receive the information I need	2.22%	2
TOTAL		90

Q24 Do you regularly make use of the following to keep up to date on school activities, programs, etc.? Check all that apply.

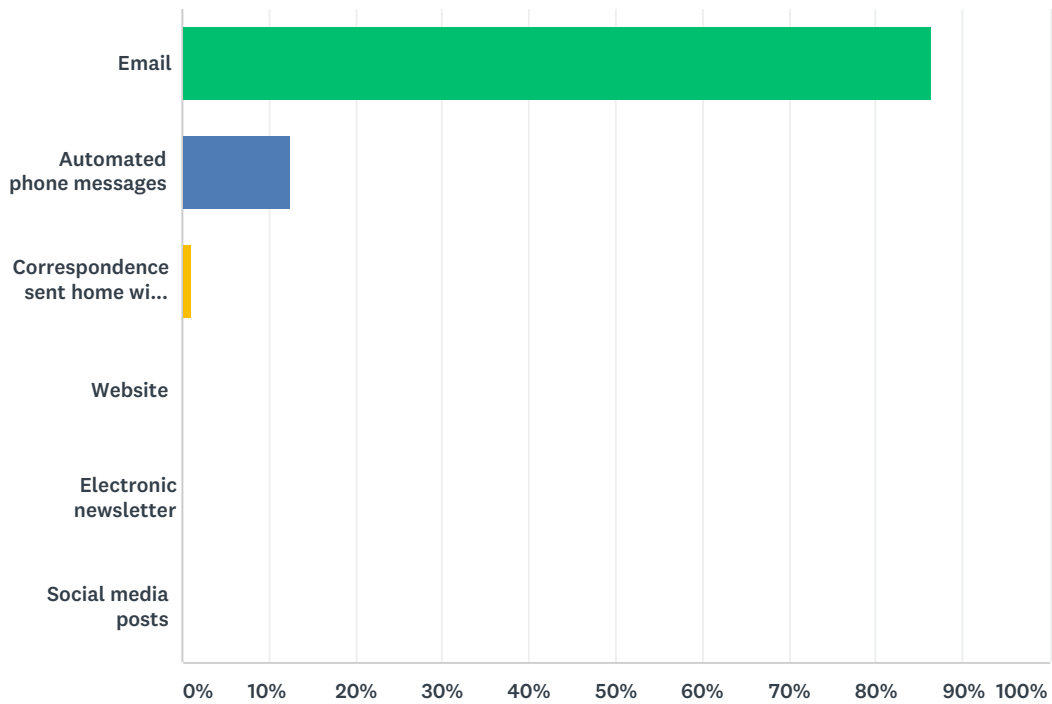
Answered: 86 Skipped: 19



ANSWER CHOICES	RESPONSES	
Email from school	90.70%	78
Email from teachers	38.37%	33
School council meetings	9.30%	8
School website	81.40%	70
School social media channels	24.42%	21
School newsletter	16.28%	14
Phone conversations with school and/or teachers	19.77%	17
Correspondence sent home with your child	25.58%	22
Total Respondents: 86		

Q25 What is your most preferred method of communication from the school and Division?

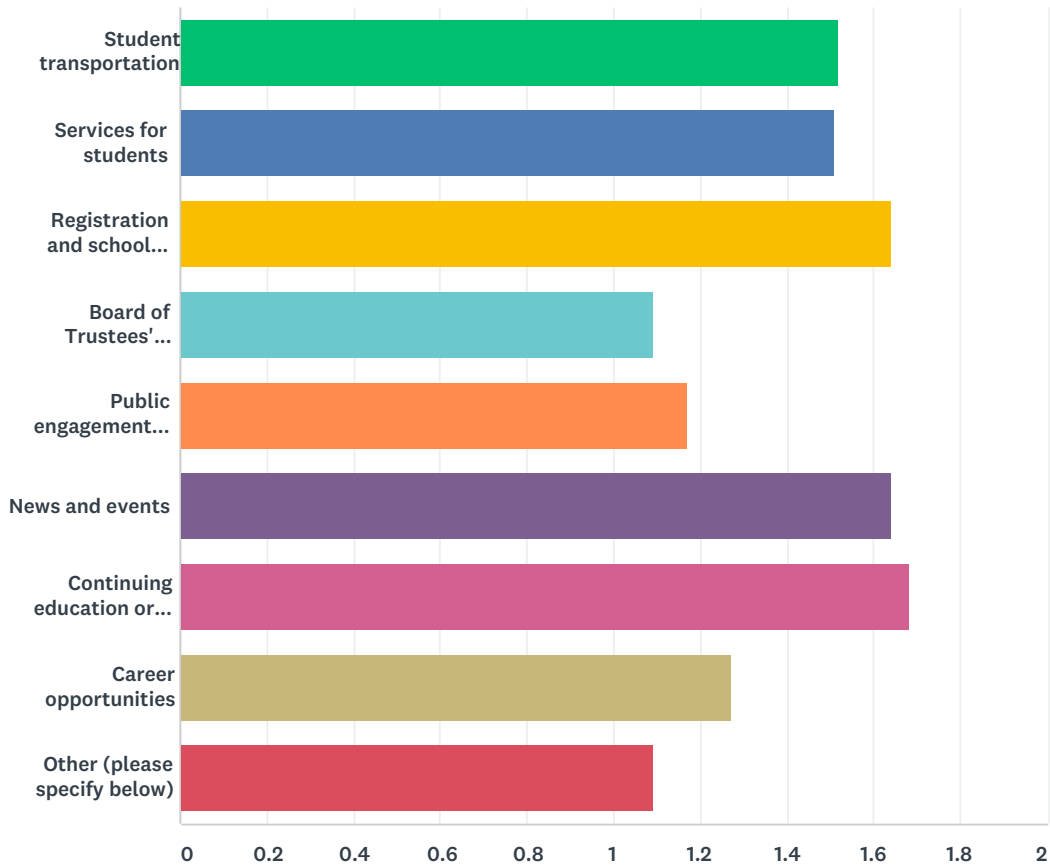
Answered: 88 Skipped: 17



ANSWER CHOICES	RESPONSES	
Email	86.36%	76
Automated phone messages	12.50%	11
Correspondence sent home with your child	1.14%	1
Website	0.00%	0
Electronic newsletter	0.00%	0
Social media posts	0.00%	0
TOTAL		88

Q26 Do you visit the Division website (www.eips.ca) for information on:

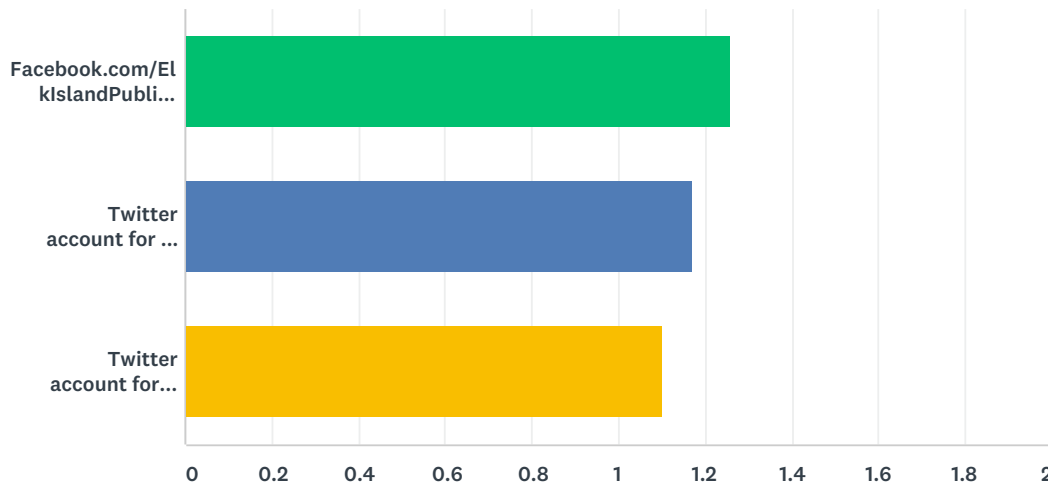
Answered: 88 Skipped: 17



	YES	NO	TOTAL	WEIGHTED AVERAGE
Student transportation	52.27% 46	47.73% 42	88	1.52
Services for students	51.14% 45	48.86% 43	88	1.51
Registration and school boundaries	63.64% 56	36.36% 32	88	1.64
Board of Trustees' meetings	9.09% 8	90.91% 80	88	1.09
Public engagement initiatives	17.05% 15	82.95% 73	88	1.17
News and events	63.64% 56	36.36% 32	88	1.64
Continuing education or summer courses	68.18% 60	31.82% 28	88	1.68
Career opportunities	27.27% 24	72.73% 64	88	1.27
Other (please specify below)	9.09% 8	90.91% 80	88	1.09

Q27 Elk Island Public Schools shares news and information on its social media channels. Do you follow:

Answered: 88 Skipped: 17



	YES	NO	TOTAL	WEIGHTED AVERAGE
Facebook.com/ElkIslandPublicSchools	26.14% 23	73.86% 65	88	1.26
Twitter account for the Division (@eips)	17.05% 15	82.95% 73	88	1.17
Twitter account for EIPS Student Transportation (@eipsST)	10.23% 9	89.77% 79	88	1.10