
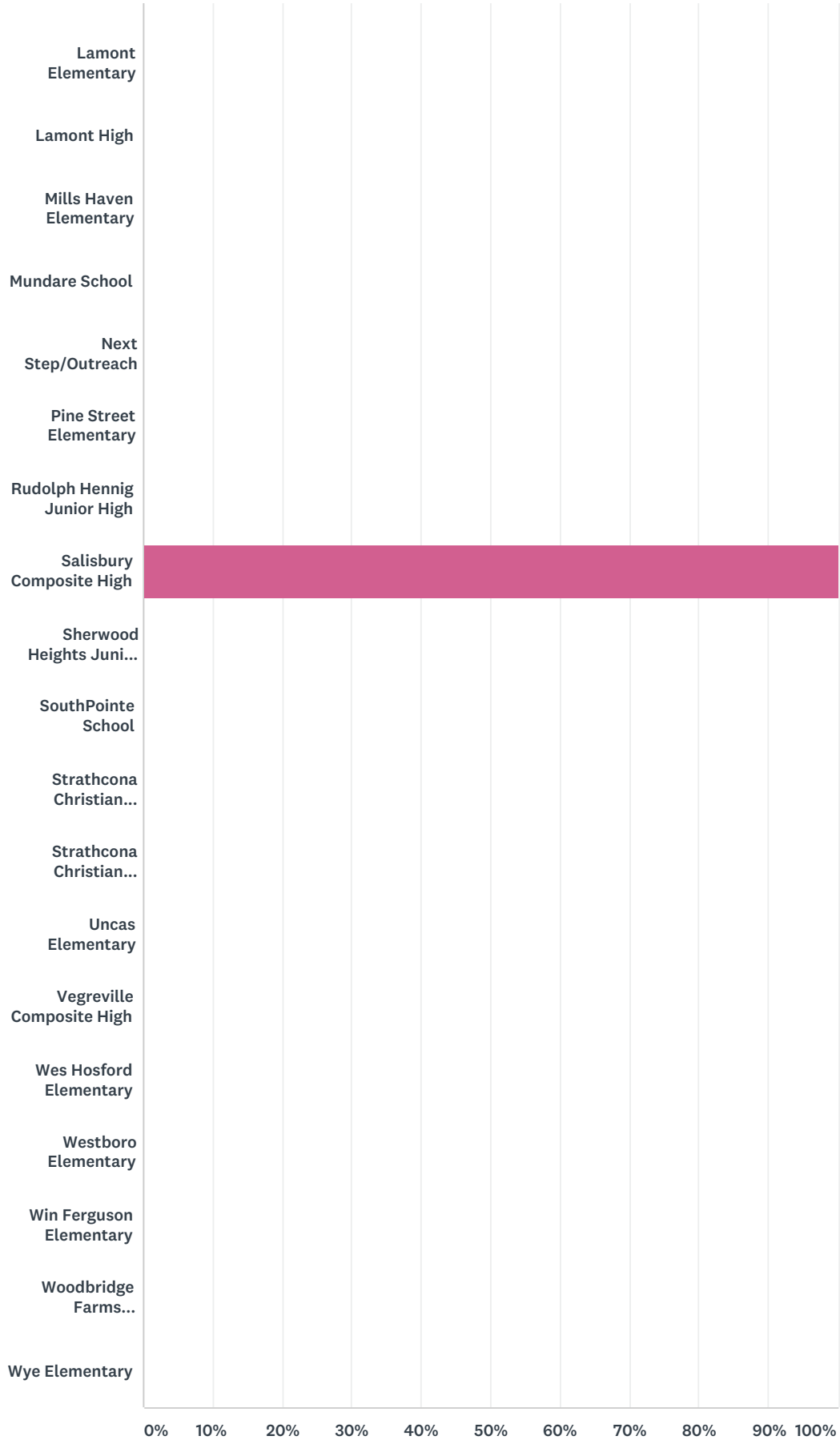


# Q1 What school does your child currently attend?

Answered: 243 Skipped: 0



# EIPS Parent Survey 2018-19



EIPS Parent Survey 2018-19

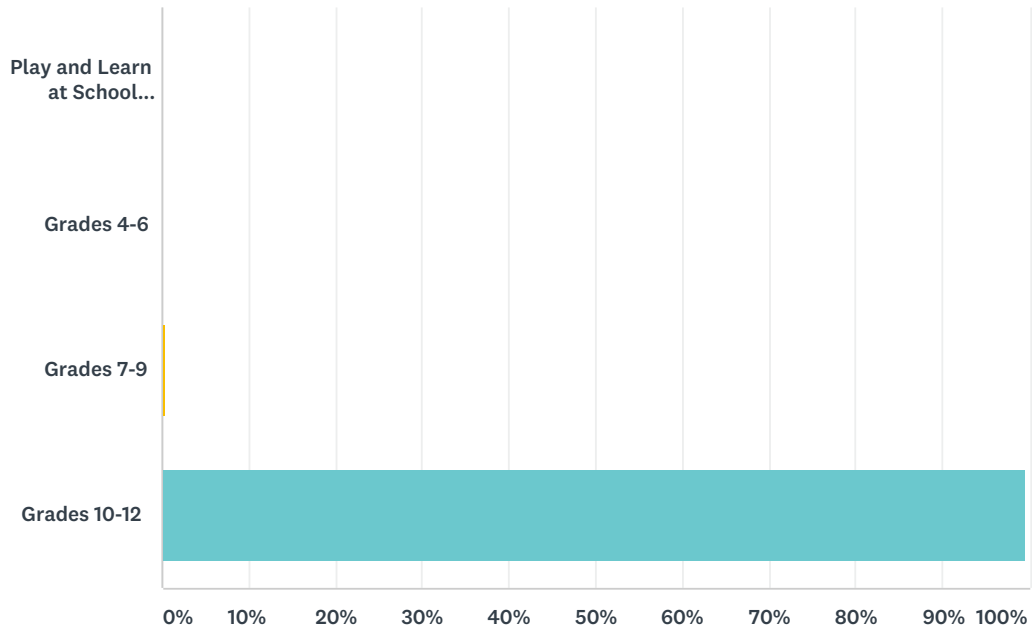
ANSWER CHOICES	RESPONSES	
A.L. Horton Elementary	0.00%	0
Andrew School	0.00%	0
Ardrossan Elementary	0.00%	0
Ardrossan Junior Senior High	0.00%	0
Bev Facey Community High	0.00%	0
Brentwood Elementary	0.00%	0
Bruderheim School	0.00%	0
Clover Bar Junior High	0.00%	0
Davidson Creek Elementary	0.00%	0
École Campbelltown	0.00%	0
École Parc Élémentaire	0.00%	0
F.R. Haythorne Junior High	0.00%	0
Fort Saskatchewan Christian	0.00%	0
Fort Saskatchewan Elementary	0.00%	0
Fort Saskatchewan Senior High	0.00%	0
Fultonvale Elementary Junior High	0.00%	0
Glen Allan Elementary	0.00%	0
James Mowat Elementary	0.00%	0
Lakeland Ridge	0.00%	0
Lamont Elementary	0.00%	0
Lamont High	0.00%	0
Mills Haven Elementary	0.00%	0
Mundare School	0.00%	0
Next Step/Outreach	0.00%	0
Pine Street Elementary	0.00%	0
Rudolph Hennig Junior High	0.00%	0
Salisbury Composite High	100.00%	243
Sherwood Heights Junior High	0.00%	0
SouthPointe School	0.00%	0
Strathcona Christian Academy Elementary	0.00%	0
Strathcona Christian Academy Secondary	0.00%	0
Uncas Elementary	0.00%	0
Vegreville Composite High	0.00%	0
Wes Hosford Elementary	0.00%	0

## EIPS Parent Survey 2018-19

Westboro Elementary	0.00%	0
Win Ferguson Elementary	0.00%	0
Woodbridge Farms Elementary	0.00%	0
Wye Elementary	0.00%	0
TOTAL		243

## Q2 What grade is your child currently in?

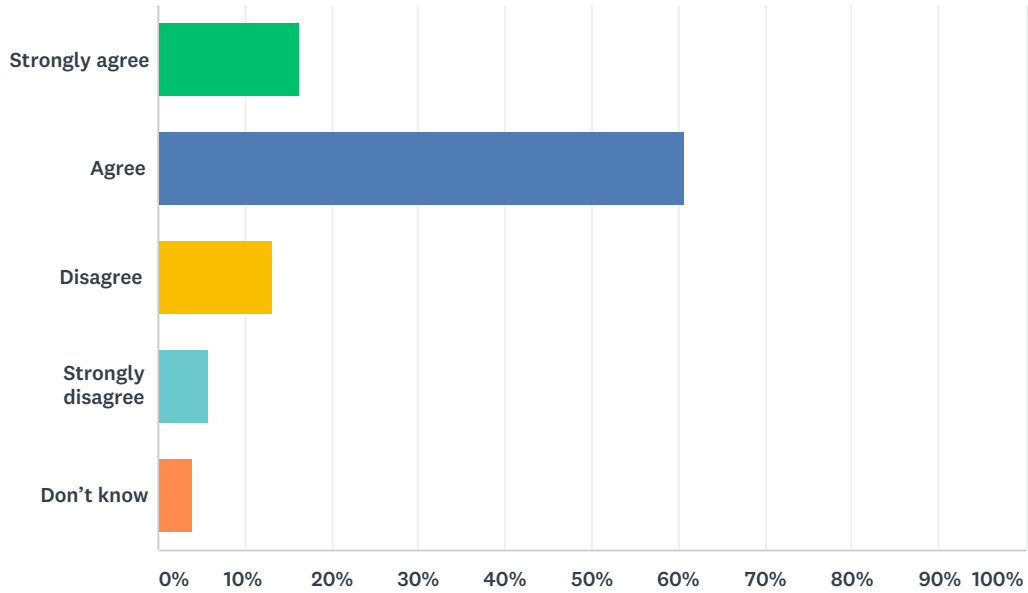
Answered: 243 Skipped: 0



ANSWER CHOICES	RESPONSES
Play and Learn at School (PALS) Kindergarten Grades 1-3	0.00% 0
Grades 4-6	0.00% 0
Grades 7-9	0.41% 1
Grades 10-12	99.59% 242
<b>TOTAL</b>	<b>243</b>

### Q3 My child's individual needs are met.

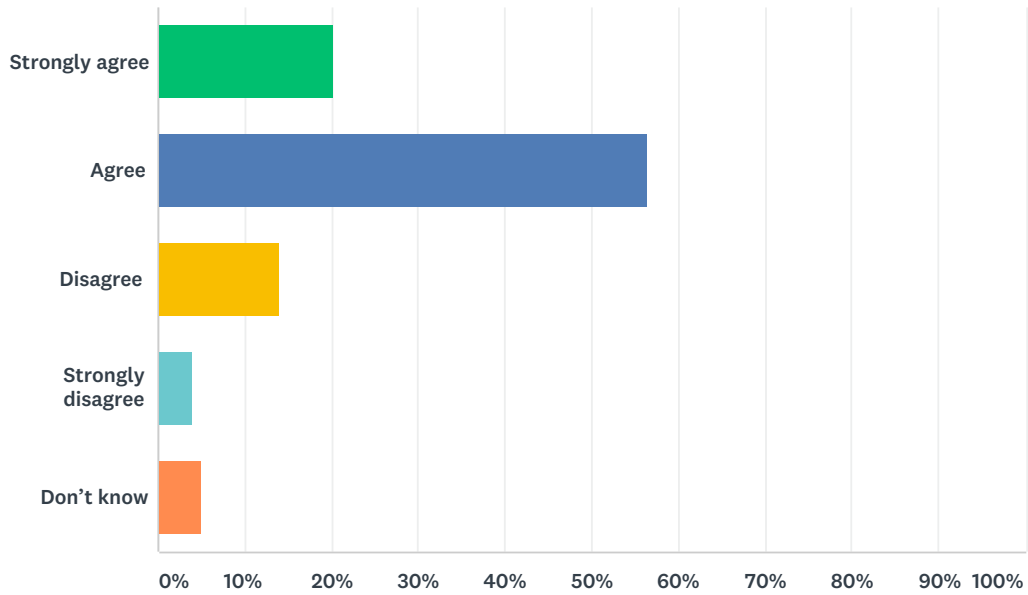
Answered: 221 Skipped: 22



ANSWER CHOICES	RESPONSES	
Strongly agree	16.29%	36
Agree	60.63%	134
Disagree	13.12%	29
Strongly disagree	5.88%	13
Don't know	4.07%	9
<b>TOTAL</b>		<b>221</b>

### Q4 My child is encouraged at school to do his or her best.

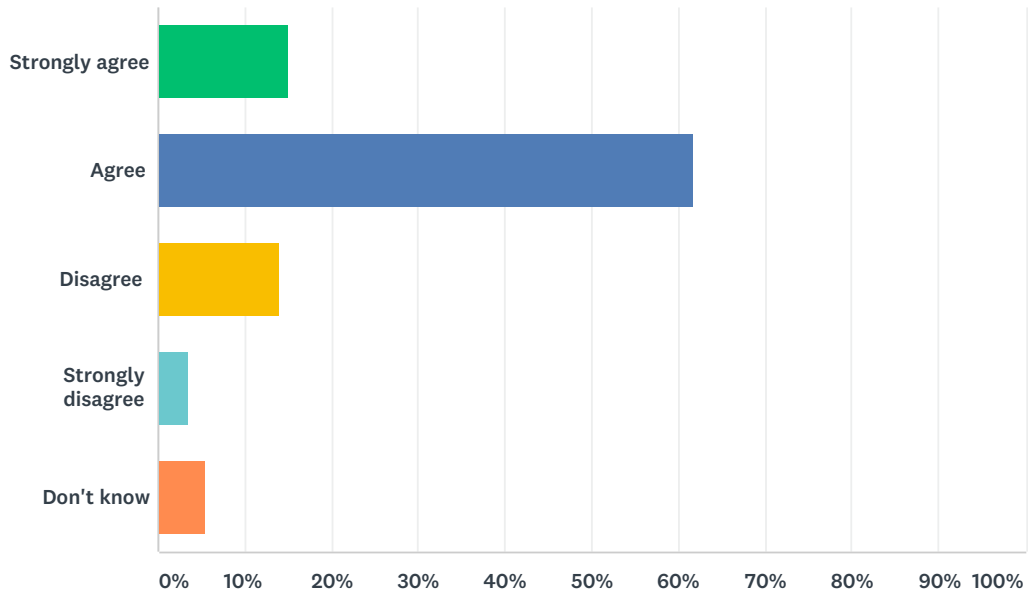
Answered: 221 Skipped: 22



ANSWER CHOICES	RESPONSES	
Strongly agree	20.36%	45
Agree	56.56%	125
Disagree	14.03%	31
Strongly disagree	4.07%	9
Don't know	4.98%	11
<b>TOTAL</b>		<b>221</b>

### Q5 My child is demonstrating growth in literacy.

Answered: 220 Skipped: 23

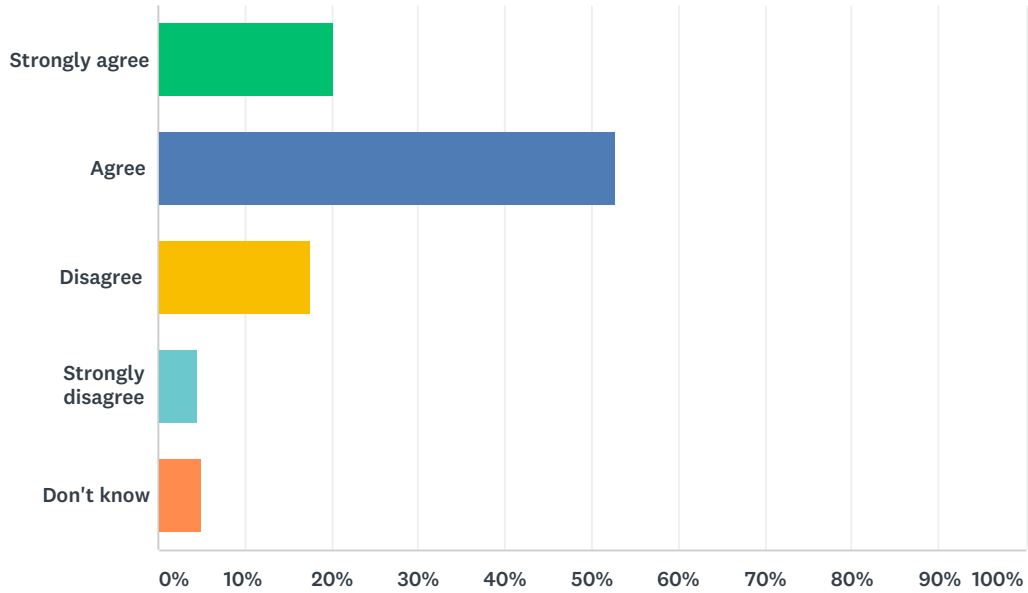


ANSWER CHOICES	RESPONSES	
Strongly agree	15.00%	33
Agree	61.82%	136
Disagree	14.09%	31
Strongly disagree	3.64%	8
Don't know	5.45%	12
<b>TOTAL</b>		<b>220</b>



## Q6 My child is demonstrating growth in numeracy.

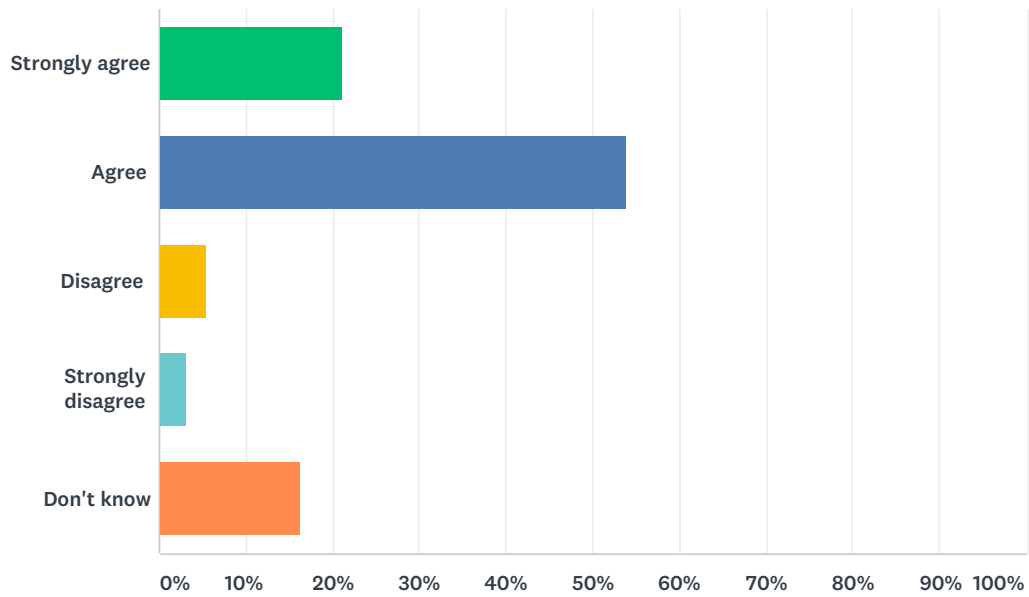
Answered: 222 Skipped: 21



ANSWER CHOICES	RESPONSES	
Strongly agree	20.27%	45
Agree	52.70%	117
Disagree	17.57%	39
Strongly disagree	4.50%	10
Don't know	4.95%	11
<b>TOTAL</b>		<b>222</b>

## Q7 My child has an understanding of First Nations, Métis and Inuit culture and history.

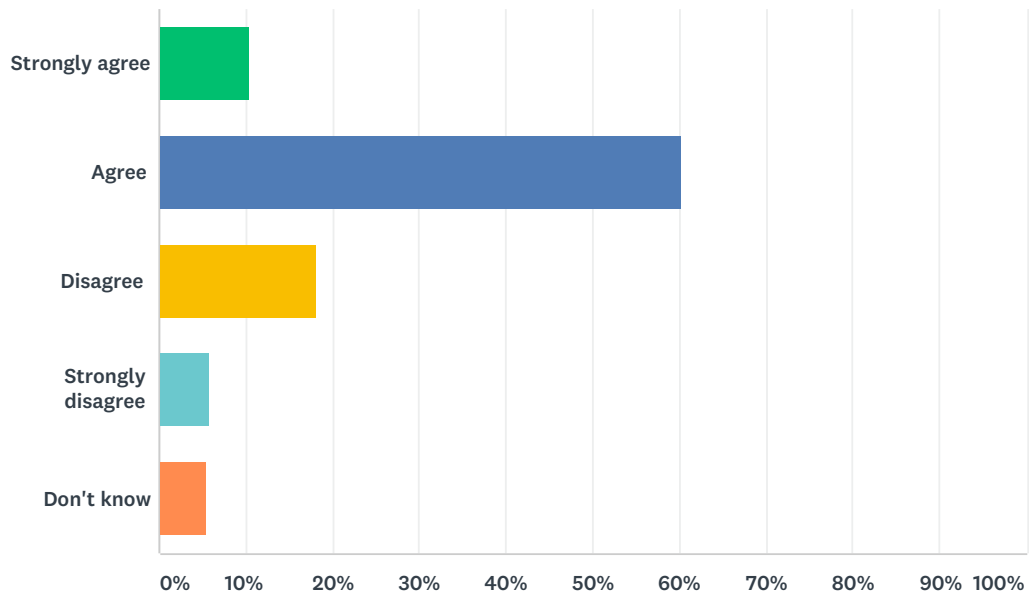
Answered: 222 Skipped: 21



ANSWER CHOICES	RESPONSES	
Strongly agree	21.17%	47
Agree	54.05%	120
Disagree	5.41%	12
Strongly disagree	3.15%	7
Don't know	16.22%	36
<b>TOTAL</b>		<b>222</b>

## Q8 My child is being taught knowledge, skills and attitudes necessary to be successful in life.

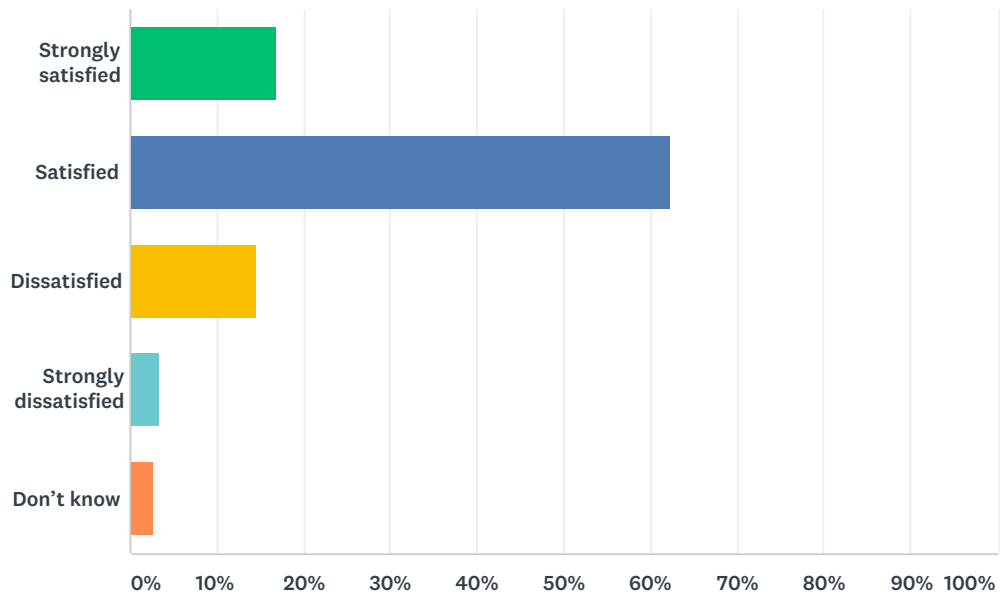
Answered: 221 Skipped: 22



ANSWER CHOICES	RESPONSES	
Strongly agree	10.41%	23
Agree	60.18%	133
Disagree	18.10%	40
Strongly disagree	5.88%	13
Don't know	5.43%	12
<b>TOTAL</b>		<b>221</b>

## Q9 How satisfied are you with the quality of education your child is receiving at his or her school?

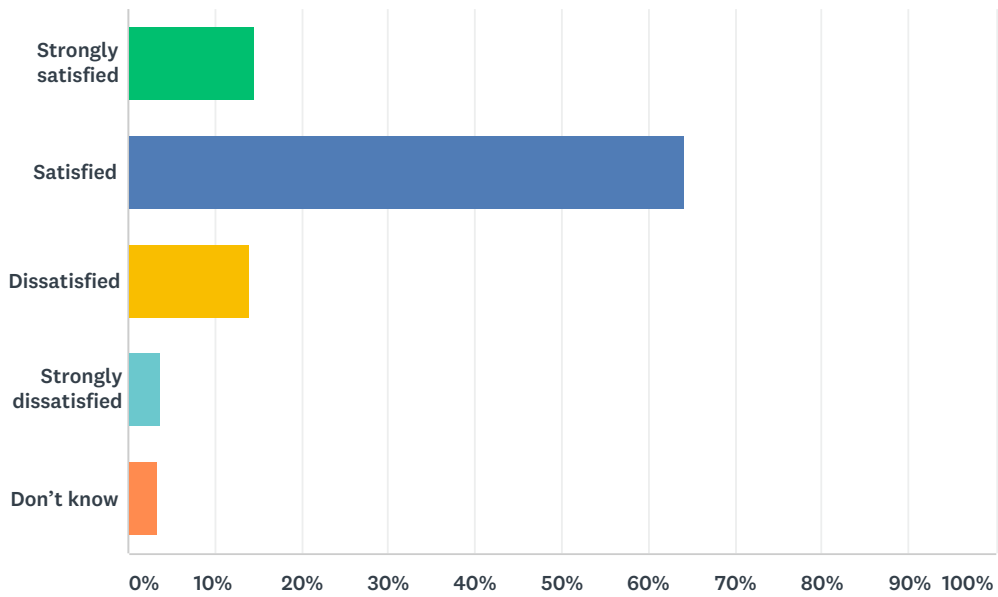
Answered: 213 Skipped: 30



ANSWER CHOICES	RESPONSES	
Strongly satisfied	16.90%	36
Satisfied	62.44%	133
Dissatisfied	14.55%	31
Strongly dissatisfied	3.29%	7
Don't know	2.82%	6
<b>TOTAL</b>		<b>213</b>

## Q10 How satisfied are you with the quality of teaching at your child's school?

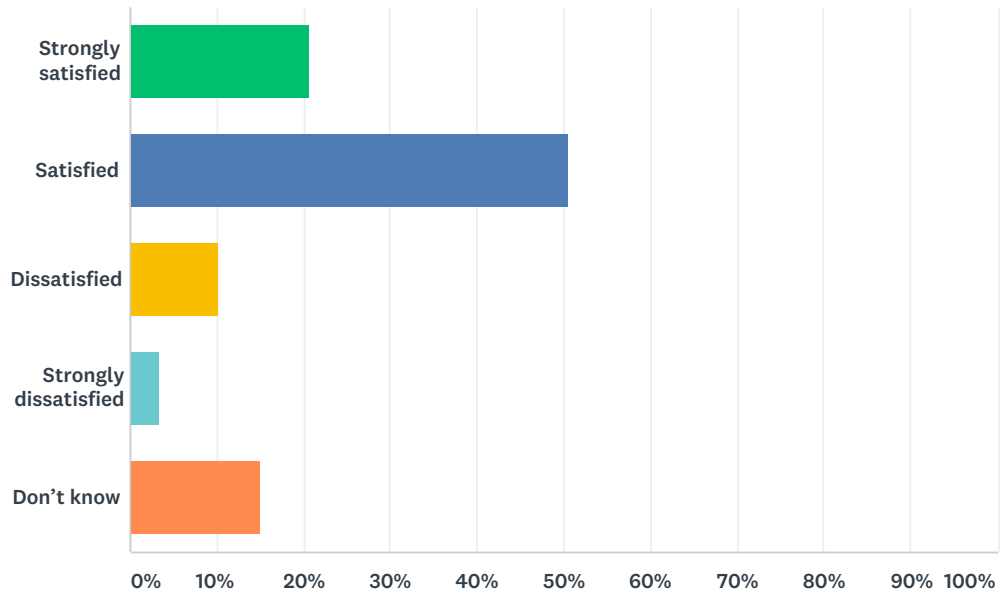
Answered: 213 Skipped: 30



ANSWER CHOICES	RESPONSES	
Strongly satisfied	14.55%	31
Satisfied	64.32%	137
Dissatisfied	14.08%	30
Strongly dissatisfied	3.76%	8
Don't know	3.29%	7
<b>TOTAL</b>		<b>213</b>

## Q11 How satisfied are you with the leadership in your child's school?

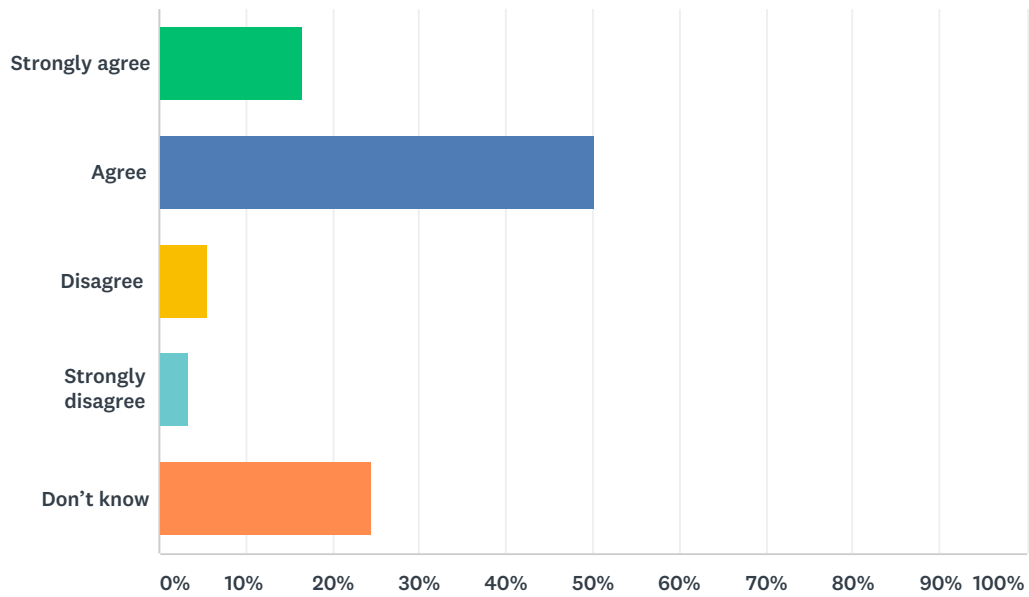
Answered: 213 Skipped: 30



ANSWER CHOICES	RESPONSES	
Strongly satisfied	20.66%	44
Satisfied	50.70%	108
Dissatisfied	10.33%	22
Strongly dissatisfied	3.29%	7
Don't know	15.02%	32
<b>TOTAL</b>		<b>213</b>

## Q12 The rights and responsibilities of citizenship are reinforced in my child's school.

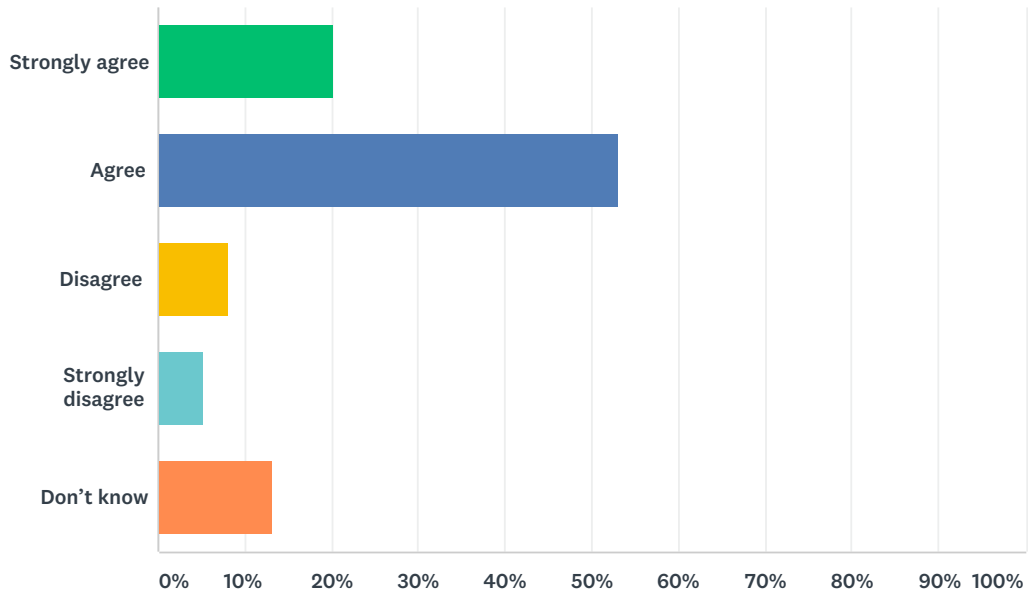
Answered: 213 Skipped: 30



ANSWER CHOICES	RESPONSES	
Strongly agree	16.43%	35
Agree	50.23%	107
Disagree	5.63%	12
Strongly disagree	3.29%	7
Don't know	24.41%	52
<b>TOTAL</b>		<b>213</b>

### Q13 The school staff care about my child.

Answered: 211 Skipped: 32

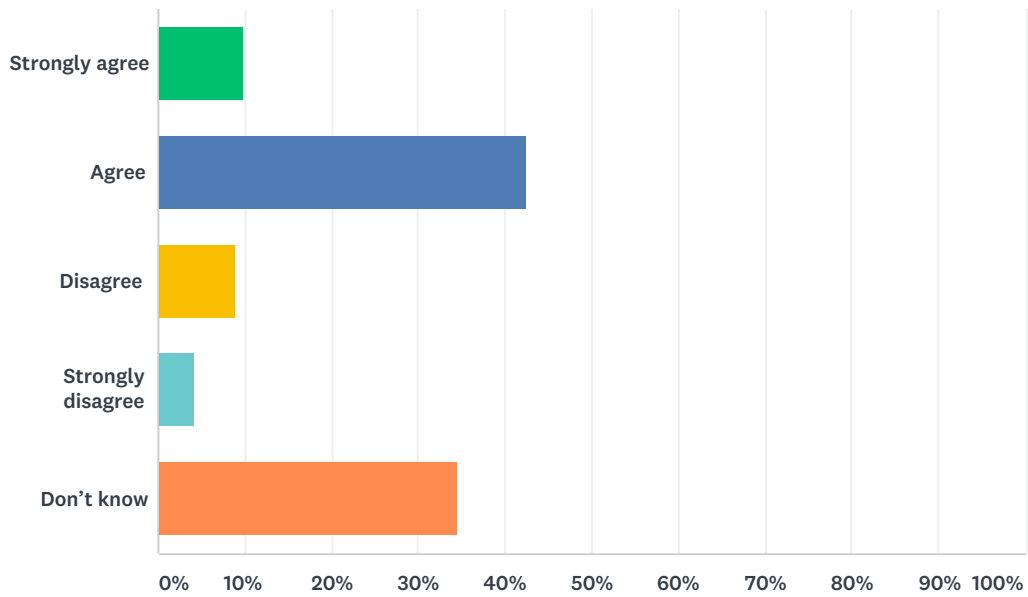


ANSWER CHOICES	RESPONSES	
Strongly agree	20.38%	43
Agree	53.08%	112
Disagree	8.06%	17
Strongly disagree	5.21%	11
Don't know	13.27%	28
<b>TOTAL</b>		<b>211</b>



## Q14 Discipline is handled in a fair and reasonable manner in my child's school.

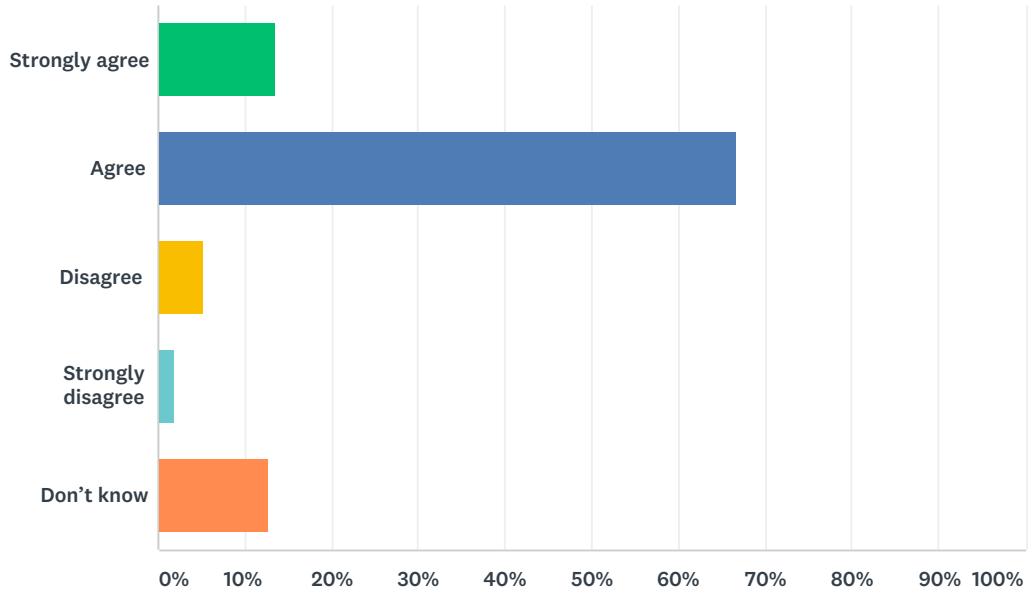
Answered: 212 Skipped: 31



ANSWER CHOICES	RESPONSES	
Strongly agree	9.91%	21
Agree	42.45%	90
Disagree	8.96%	19
Strongly disagree	4.25%	9
Don't know	34.43%	73
<b>TOTAL</b>		<b>212</b>

### Q15 My child's school is safe.

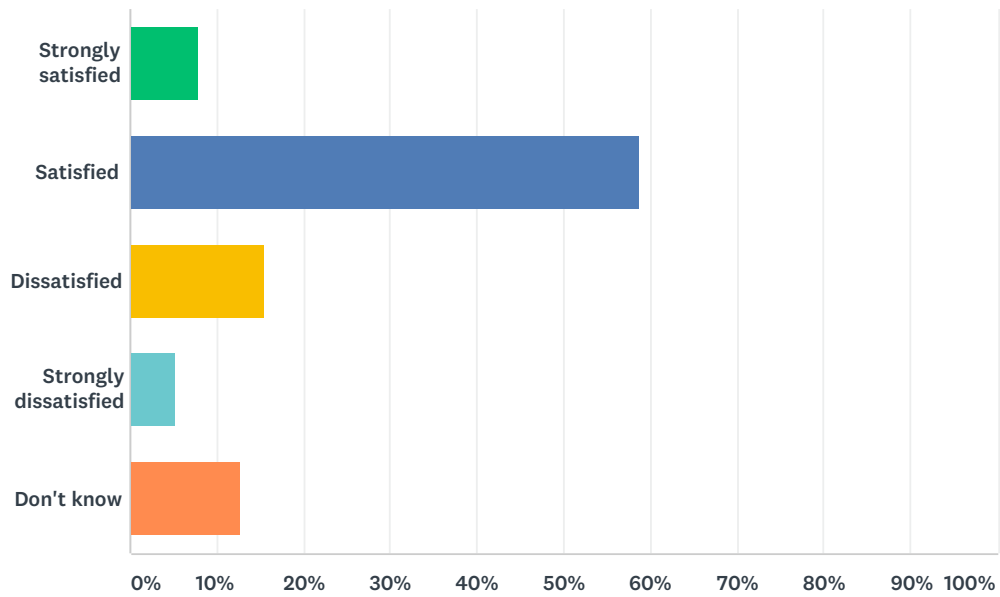
Answered: 213 Skipped: 30



ANSWER CHOICES	RESPONSES	
Strongly agree	13.62%	29
Agree	66.67%	142
Disagree	5.16%	11
Strongly disagree	1.88%	4
Don't know	12.68%	27
<b>TOTAL</b>		<b>213</b>

## Q16 How satisfied are you with the resources available to support your child's learning?

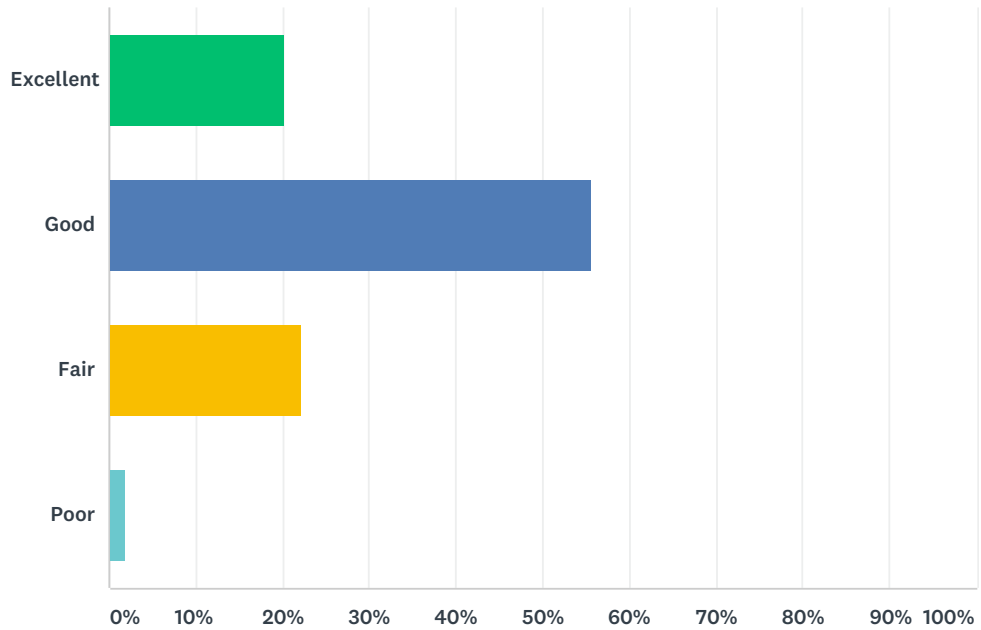
Answered: 213 Skipped: 30



ANSWER CHOICES	RESPONSES	
Strongly satisfied	7.98%	17
Satisfied	58.69%	125
Dissatisfied	15.49%	33
Strongly dissatisfied	5.16%	11
Don't know	12.68%	27
<b>TOTAL</b>		<b>213</b>

### Q17 How would you rate the physical condition of your child's school?

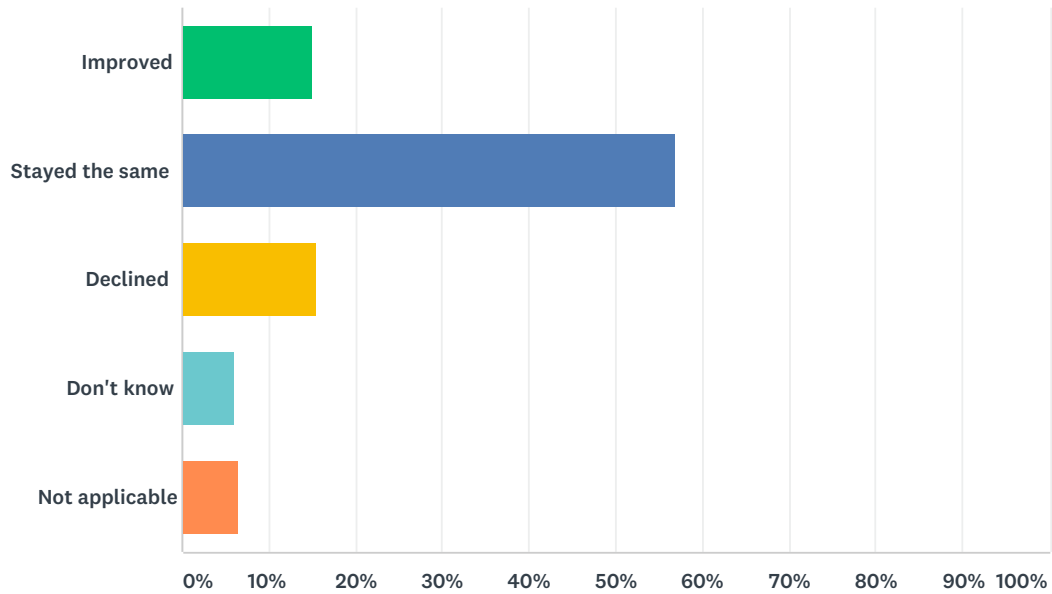
Answered: 212 Skipped: 31



ANSWER CHOICES	RESPONSES	
Excellent	20.28%	43
Good	55.66%	118
Fair	22.17%	47
Poor	1.89%	4
TOTAL		212

### Q18 In your opinion, has the quality of education your child has experienced at school improved, stayed the same or declined in the past three years?

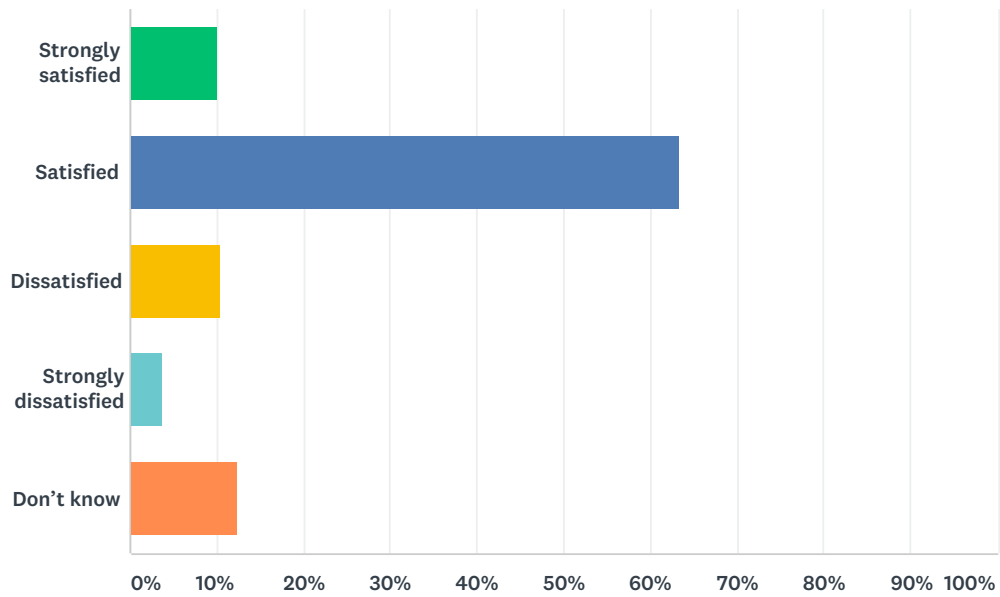
Answered: 213 Skipped: 30



ANSWER CHOICES	RESPONSES	
Improved	15.02%	32
Stayed the same	56.81%	121
Declined	15.49%	33
Don't know	6.10%	13
Not applicable	6.57%	14
<b>TOTAL</b>		<b>213</b>

## Q19 How satisfied are you with the opportunity to be involved in decisions at your child's school?

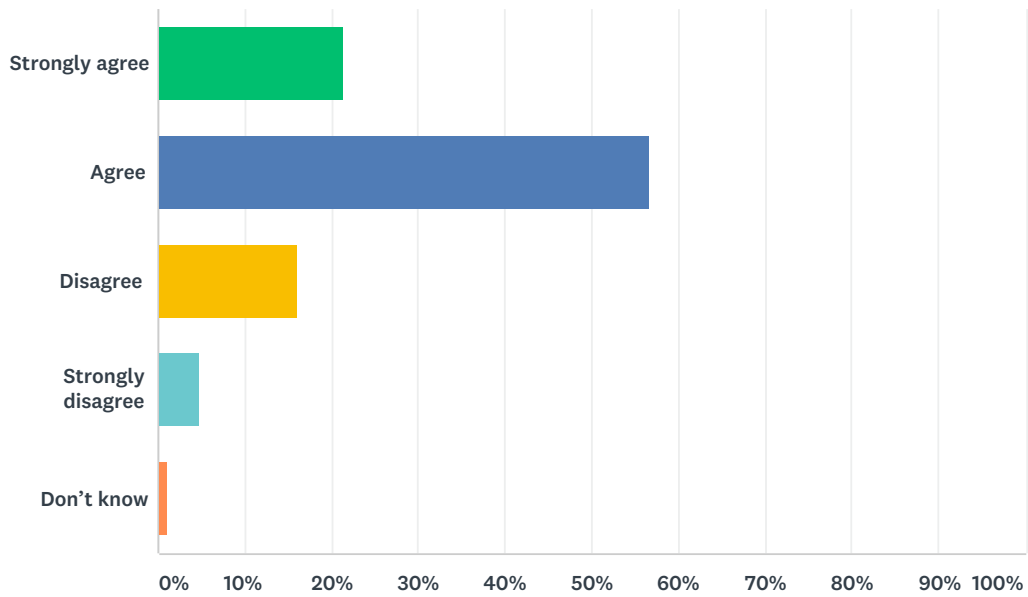
Answered: 210 Skipped: 33



ANSWER CHOICES	RESPONSES	
Strongly satisfied	10.00%	21
Satisfied	63.33%	133
Dissatisfied	10.48%	22
Strongly dissatisfied	3.81%	8
Don't know	12.38%	26
TOTAL		210

## Q20 The school keeps me informed about my child's progress and achievement.

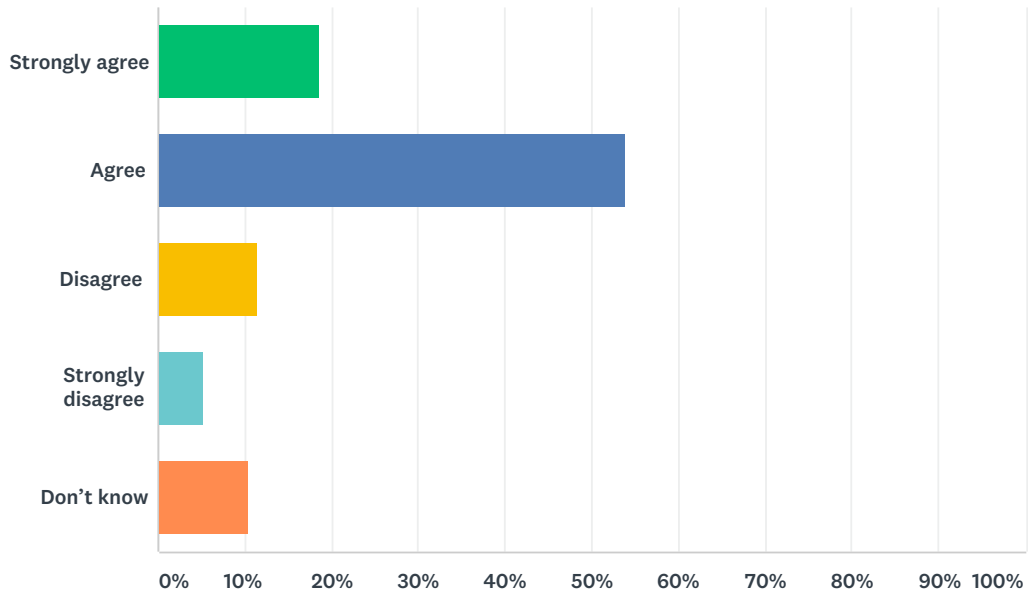
Answered: 210 Skipped: 33



ANSWER CHOICES	RESPONSES	
Strongly agree	21.43%	45
Agree	56.67%	119
Disagree	16.19%	34
Strongly disagree	4.76%	10
Don't know	0.95%	2
<b>TOTAL</b>		<b>210</b>

## Q21 There is open and honest communication within my child's school.

Answered: 209 Skipped: 34

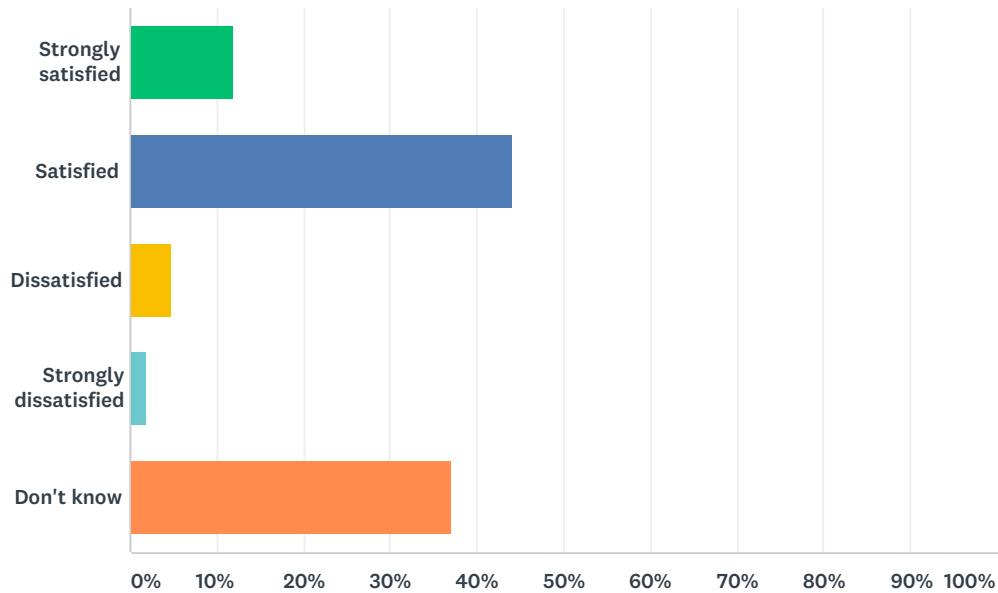


ANSWER CHOICES	RESPONSES	
Strongly agree	18.66%	39
Agree	54.07%	113
Disagree	11.48%	24
Strongly disagree	5.26%	11
Don't know	10.53%	22
<b>TOTAL</b>		<b>209</b>



Q22 How satisfied are you with the community partnerships that may be established at your school? For example: Saffron, KEYS program, Green Certificate, lunch programs, after-school programs, RAP, Tools for School, Scratch Day, Entrepreneurial Adventure, scholarships/grants, etc.

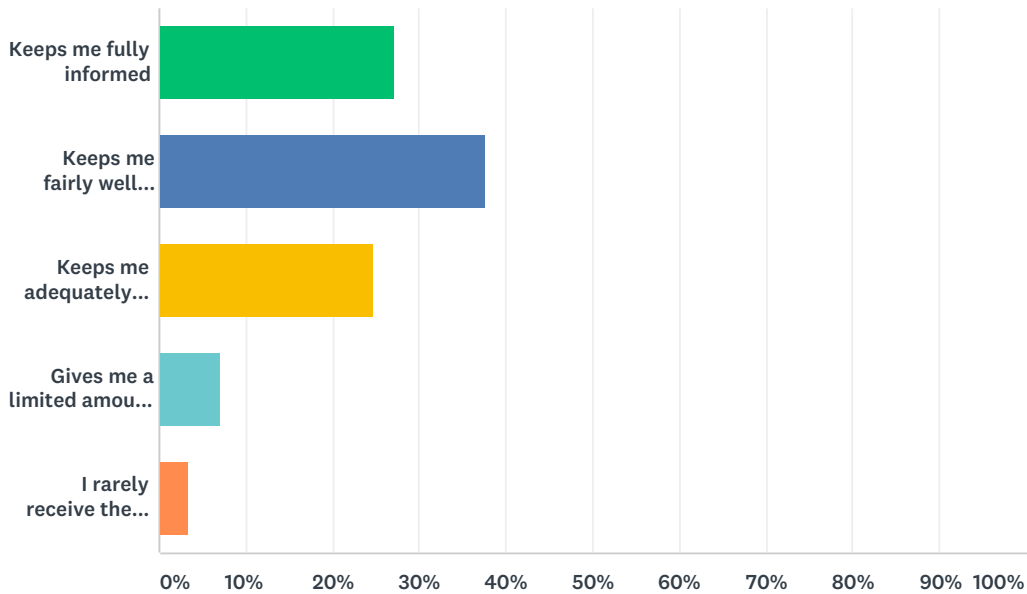
Answered: 208 Skipped: 35



ANSWER CHOICES	RESPONSES
Strongly satisfied	12.02% 25
Satisfied	44.23% 92
Dissatisfied	4.81% 10
Strongly dissatisfied	1.92% 4
Don't know	37.02% 77
<b>TOTAL</b>	<b>208</b>

Q23 Elk Island Public Schools appreciates the opportunity to stay connected with parents about news, activities, programs and other matters of importance. What is your impression of the communication you receive from your child's school?

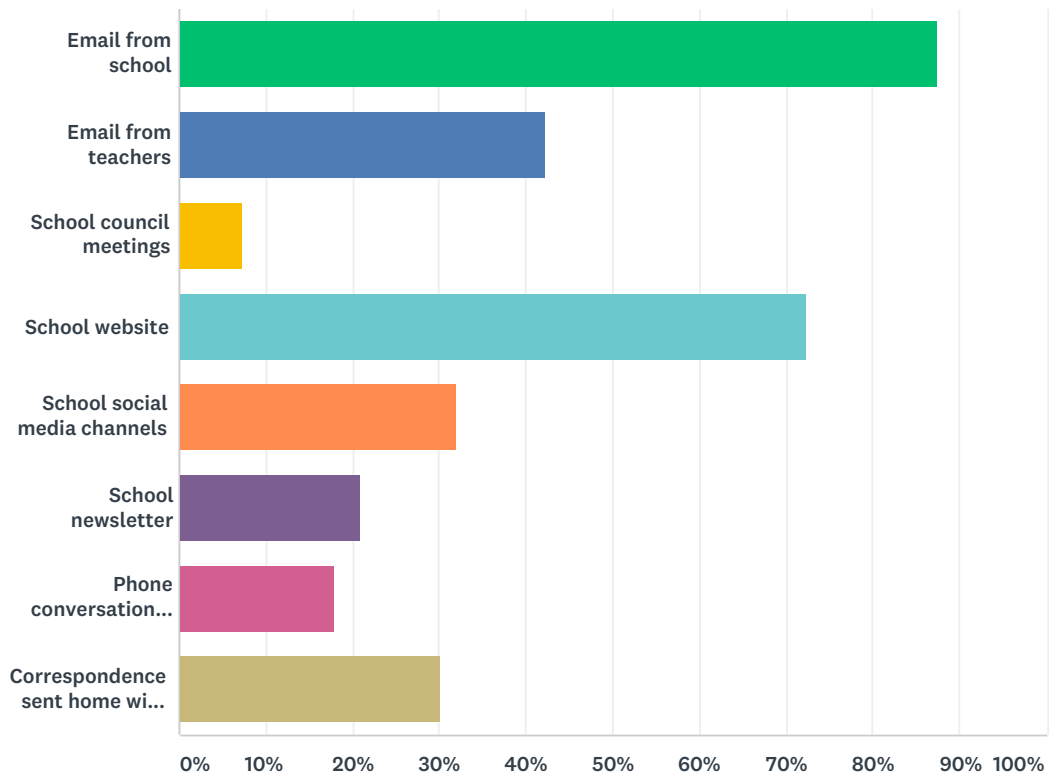
Answered: 210 Skipped: 33



ANSWER CHOICES	RESPONSES	
Keeps me fully informed	27.14%	57
Keeps me fairly well informed	37.62%	79
Keeps me adequately informed	24.76%	52
Gives me a limited amount of information	7.14%	15
I rarely receive the information I need	3.33%	7
<b>TOTAL</b>		<b>210</b>

## Q24 Do you regularly make use of the following to keep up to date on school activities, programs, etc.? Check all that apply.

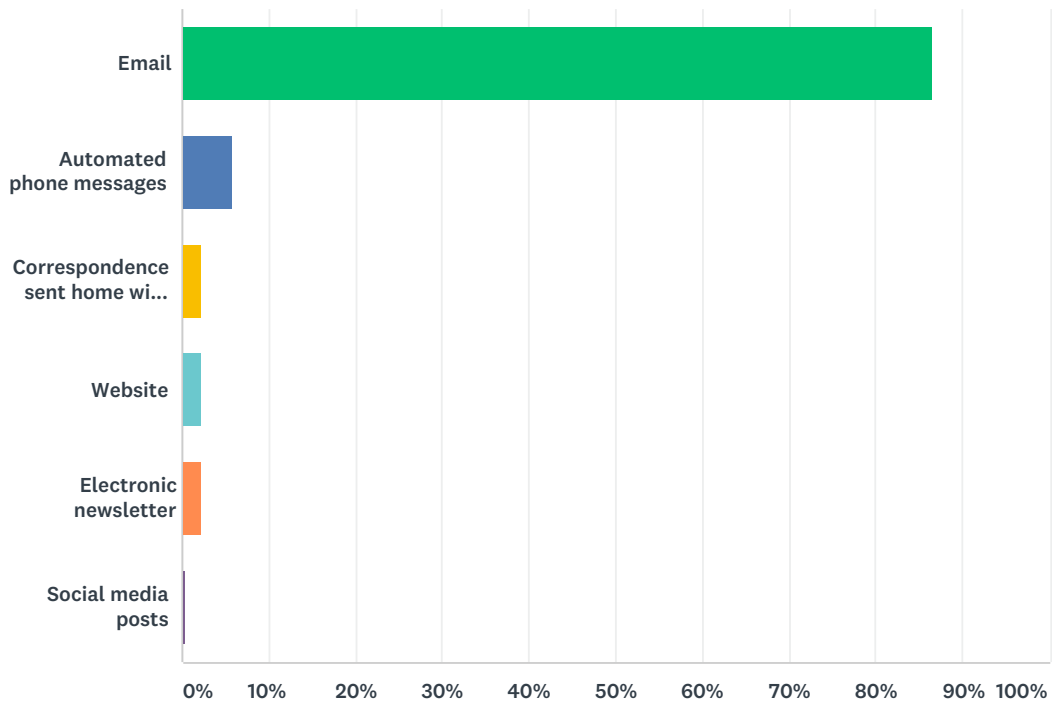
Answered: 206 Skipped: 37



ANSWER CHOICES	RESPONSES	
Email from school	87.38%	180
Email from teachers	42.23%	87
School council meetings	7.28%	15
School website	72.33%	149
School social media channels	32.04%	66
School newsletter	20.87%	43
Phone conversations with the school or teachers	17.96%	37
Correspondence sent home with your child	30.10%	62
Total Respondents: 206		

## Q25 What is your most preferred method of communication from the school and Division?

Answered: 208 Skipped: 35

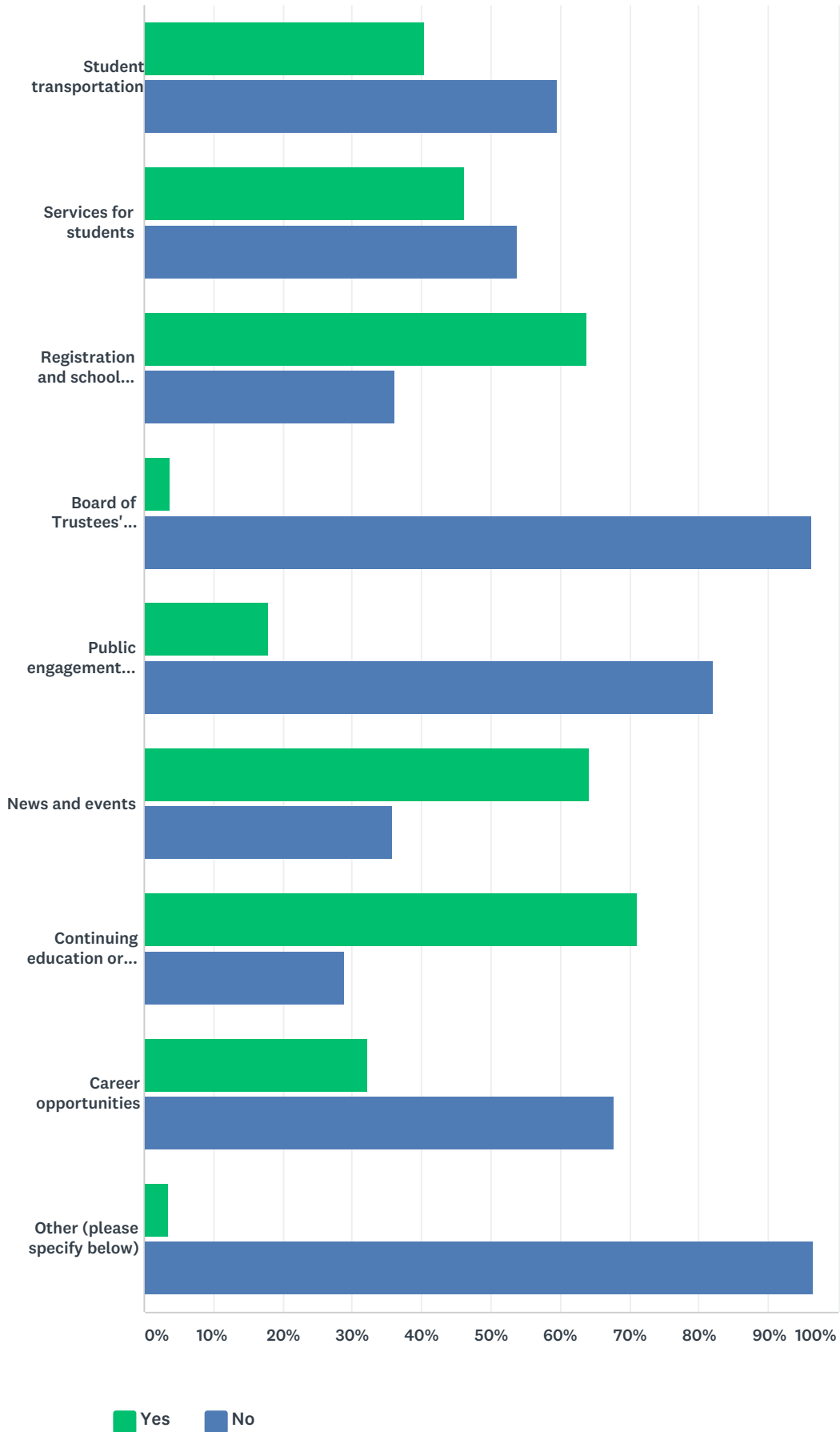


ANSWER CHOICES	RESPONSES	
Email	86.54%	180
Automated phone messages	5.77%	12
Correspondence sent home with your child	2.40%	5
Website	2.40%	5
Electronic newsletter	2.40%	5
Social media posts	0.48%	1
<b>TOTAL</b>		<b>208</b>

Q26 Do you visit the Division website ([www.eips.ca](http://www.eips.ca)) for information on:

Answered: 208 Skipped: 35

### EIPS Parent Survey 2018-19



Yes No

YES	NO	TOTAL	WEIGHTED AVERAGE
-----	----	-------	------------------

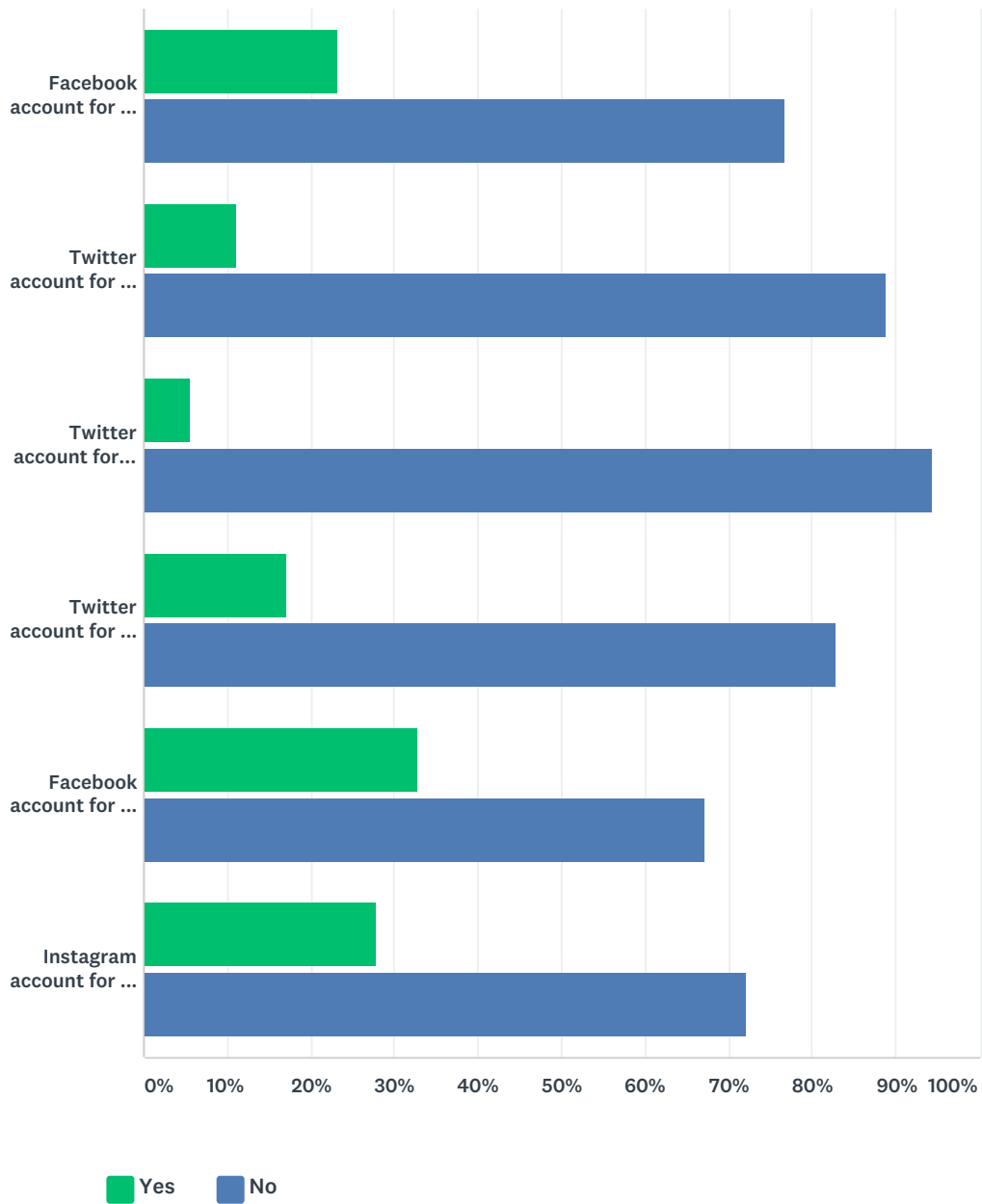
## EIPS Parent Survey 2018-19

Student transportation	40.29% 83	59.71% 123	206	1.40
Services for students	46.19% 91	53.81% 106	197	1.46
Registration and school boundaries	63.73% 130	36.27% 74	204	1.64
Board of Trustees' meetings	3.68% 7	96.32% 183	190	1.04
Public engagement initiatives	17.89% 34	82.11% 156	190	1.18
News and events	64.29% 126	35.71% 70	196	1.64
Continuing education or summer courses	71.13% 138	28.87% 56	194	1.71
Career opportunities	32.28% 61	67.72% 128	189	1.32
Other (please specify below)	3.62% 5	96.38% 133	138	1.04

#	OTHER:	DATE
1	EIPS yearly calender	3/20/2019 9:35 PM
2	Calendar	3/14/2019 7:42 PM
3	School Division Calendar	3/13/2019 5:42 PM
4	Division calendar	3/11/2019 7:40 PM
5	calendar	3/11/2019 1:37 PM

## Q27 The Division and schools often share news and information on social media. Do you follow:

Answered: 206 Skipped: 37



	YES	NO	TOTAL	WEIGHTED AVERAGE
Facebook account for the Division (Facebook.com/ElkIslandPublicSchools)	23.15% 47	76.85% 156	203	1.23
Twitter account for the Division (@eips)	11.11% 22	88.89% 176	198	1.11
Twitter account for EIPS Student Transportation (@eipsST)	5.58% 11	94.42% 186	197	1.06
Twitter account for my child's school	17.26% 34	82.74% 163	197	1.17



## EIPS Parent Survey 2018-19

---

Facebook account for my child's school, if applicable	32.84%	67.16%		
	66	135	201	1.33
<hr/>				
Instagram account for my child's school, if applicable	27.78%	72.22%		
	55	143	198	1.28