

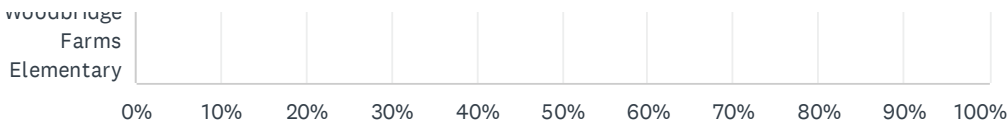
Q1 What school does your child currently attend?If you have more than one child attending an EIPS school or a child who attends classes at more than one EIPS school, complete this survey for each one.

Answered: 123 Skipped: 0

A.L. Horton Elementary										
Ardrossan Elementary										
Ardrossan Junior Senior High										
Bev Facey Community High										
Brentwood Elementary										
Bruderheim School										
Clover Bar Junior High										
Davidson Creek Elementary										
École Campbelltown										
École Parc Élémentaire										
F.R. Haythorne Junior High										
Fort Saskatchewan Christian										
Fort Saskatchewan Elementary										
Fort Saskatchewan High										
Fultonvale Elementary Junior High										
Glen Allan Elementary										
Heritage Hills Elementary										
James Mowat										

[illegible]

2024-25 EIPS Annual Feedback Survey: For Parents and Caregivers



2024-25 EIPS Annual Feedback Survey: For Parents and Caregivers

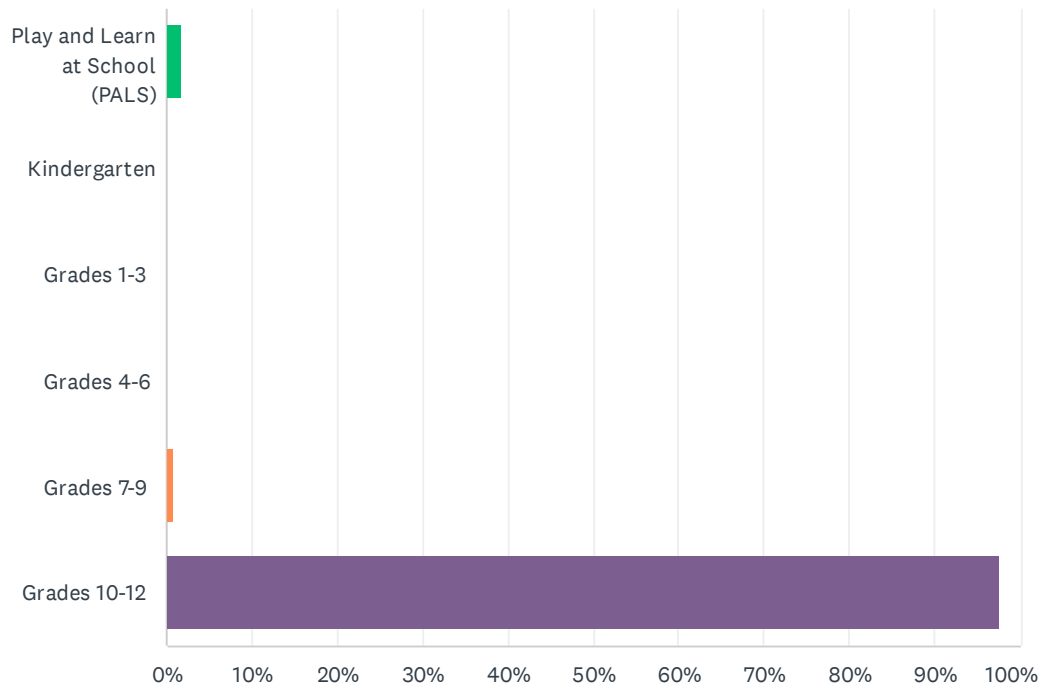
ANSWER CHOICES	RESPONSES	
A.L. Horton Elementary	0.00%	0
Ardrossan Elementary	0.00%	0
Ardrossan Junior Senior High	0.00%	0
Bev Facey Community High	0.00%	0
Brentwood Elementary	0.00%	0
Bruderheim School	0.00%	0
Clover Bar Junior High	0.00%	0
Davidson Creek Elementary	0.00%	0
École Campbelltown	0.00%	0
École Parc Élémentaire	0.00%	0
F.R. Haythorne Junior High	0.00%	0
Fort Saskatchewan Christian	0.00%	0
Fort Saskatchewan Elementary	0.00%	0
Fort Saskatchewan High	0.00%	0
Fultonvale Elementary Junior High	0.00%	0
Glen Allan Elementary	0.00%	0
Heritage Hills Elementary	0.00%	0
James Mowat Elementary	0.00%	0
Lakeland Ridge	0.00%	0
Lamont Elementary	0.00%	0
Lamont High	0.00%	0
Mills Haven Elementary	0.00%	0
Mundare School	0.00%	0
Next Step Fort Saskatchewan	0.00%	0
Next Step Sherwood Park	0.00%	0
Next Step Vegreville	0.00%	0
Pine Street Elementary	0.00%	0
Rudolph Hennig Junior High	0.00%	0
Salisbury Composite High	100.00%	123
Sherwood Heights Junior High	0.00%	0
SouthPointe School	0.00%	0
Strathcona Christian Academy Elementary	0.00%	0

2024-25 EIPS Annual Feedback Survey: For Parents and Caregivers

Strathcona Christian Academy Secondary	0.00%	0
Uncas Elementary	0.00%	0
Vegreville Composite High	0.00%	0
Wes Hosford Elementary	0.00%	0
Westboro Elementary	0.00%	0
Win Ferguson Elementary	0.00%	0
Woodbridge Farms Elementary	0.00%	0
TOTAL		123

Q2 What grade is your child currently in?

Answered: 123 Skipped: 0



ANSWER CHOICES	RESPONSES	
Play and Learn at School (PALS)	1.63%	2
Kindergarten	0.00%	0
Grades 1-3	0.00%	0
Grades 4-6	0.00%	0
Grades 7-9	0.81%	1
Grades 10-12	97.56%	120
TOTAL		123

Q3 As a result of being in the Play and Learn at School (PALS) program, my child’s demonstrating growth in their development.

Answered: 0 Skipped: 123

 No matching responses.

ANSWER CHOICES	RESPONSES	
Strongly agree	0.00%	0
Agree	0.00%	0
Disagree	0.00%	0
Strongly disagree	0.00%	0
Don't know	0.00%	0
TOTAL		0

Q4 As a result of being in the kindergarten program, my child’s becoming ready to enter Grade 1.

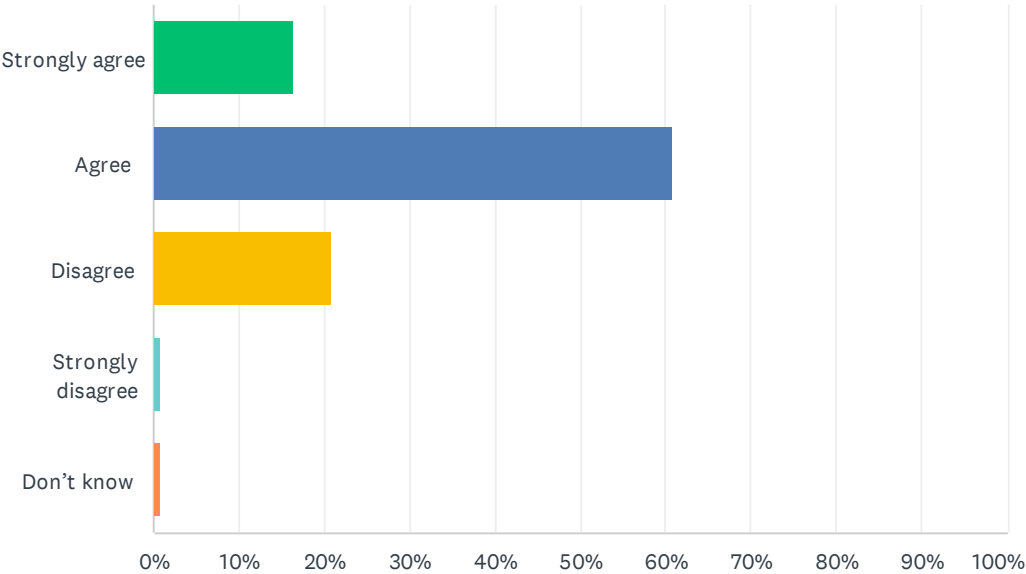
Answered: 0 Skipped: 123

 No matching responses.

ANSWER CHOICES	RESPONSES	
Strongly agree	0.00%	0
Agree	0.00%	0
Disagree	0.00%	0
Strongly disagree	0.00%	0
Don't know	0.00%	0
TOTAL		0

Q5 My child's individual needs are met.

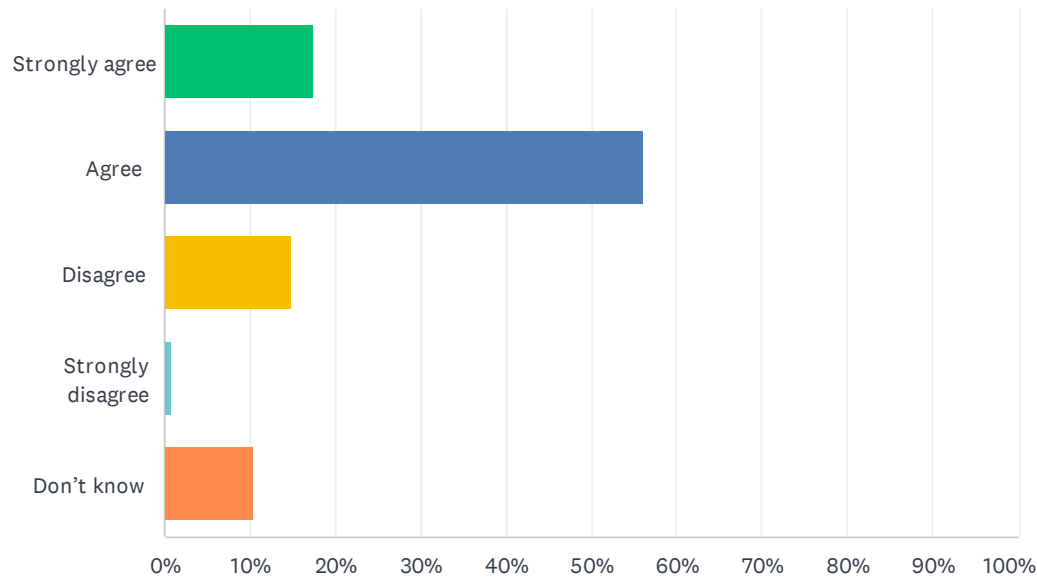
Answered: 115 Skipped: 8



ANSWER CHOICES		RESPONSES	
Strongly agree		16.52%	19
Agree		60.87%	70
Disagree		20.87%	24
Strongly disagree		0.87%	1
Don't know		0.87%	1
TOTAL			115

Q6 My child's encouraged to do their best.

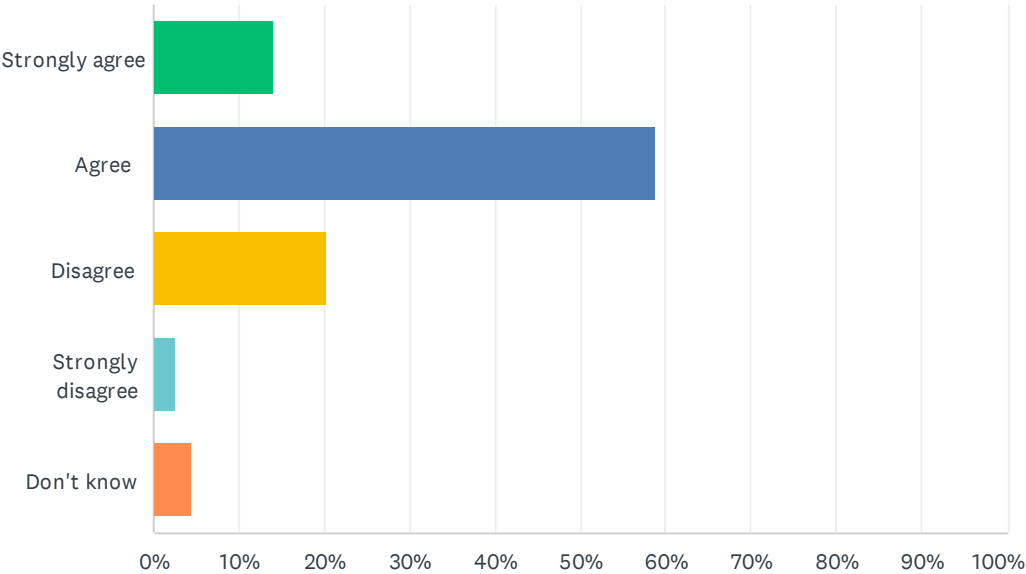
Answered: 114 Skipped: 9



ANSWER CHOICES	RESPONSES	
Strongly agree	17.54%	20
Agree	56.14%	64
Disagree	14.91%	17
Strongly disagree	0.88%	1
Don't know	10.53%	12
TOTAL		114

Q7 My child's demonstrating growth in literacy.

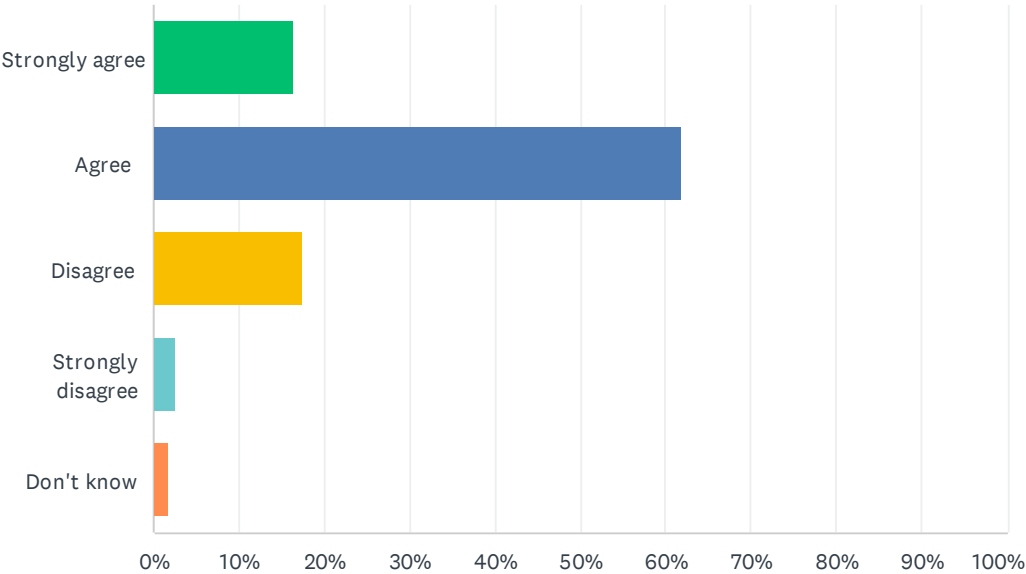
Answered: 114 Skipped: 9



ANSWER CHOICES	RESPONSES	
Strongly agree	14.04%	16
Agree	58.77%	67
Disagree	20.18%	23
Strongly disagree	2.63%	3
Don't know	4.39%	5
TOTAL		114

Q8 My child's demonstrating growth in numeracy.

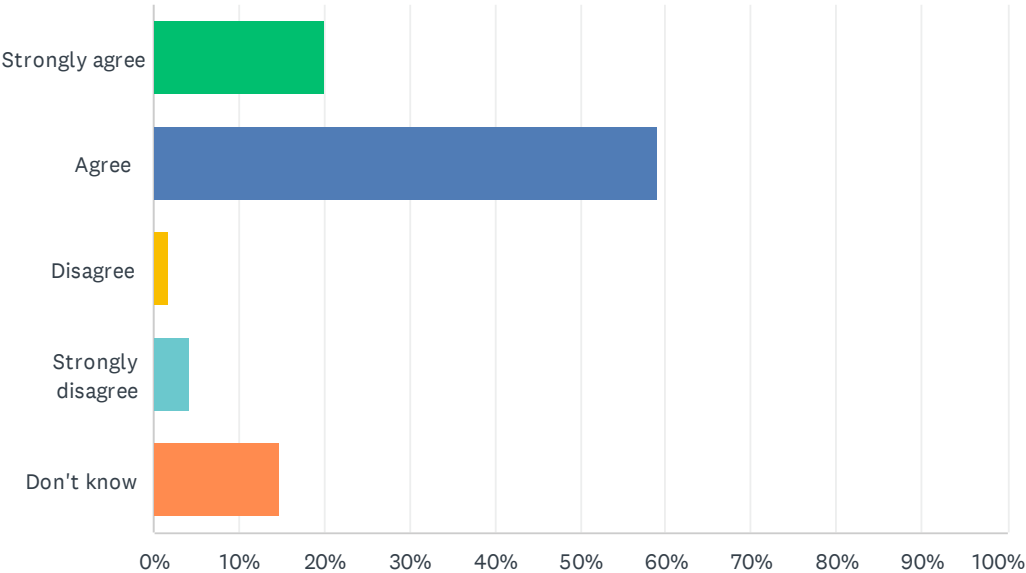
Answered: 115 Skipped: 8



ANSWER CHOICES		RESPONSES	
Strongly agree		16.52%	19
Agree		61.74%	71
Disagree		17.39%	20
Strongly disagree		2.61%	3
Don't know		1.74%	2
TOTAL			115

Q9 My child has an understanding of First Nations, Métis and Inuit culture and history.

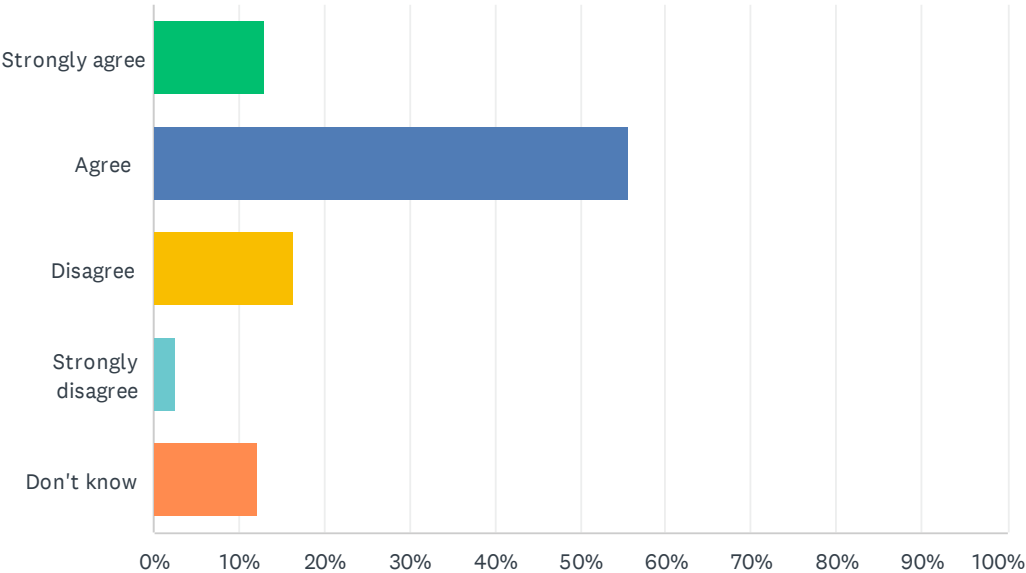
Answered: 115 Skipped: 8



ANSWER CHOICES	RESPONSES	
Strongly agree	20.00%	23
Agree	59.13%	68
Disagree	1.74%	2
Strongly disagree	4.35%	5
Don't know	14.78%	17
TOTAL		115

Q10 My child's learning the knowledge, skills and attitudes necessary to be successful in life.

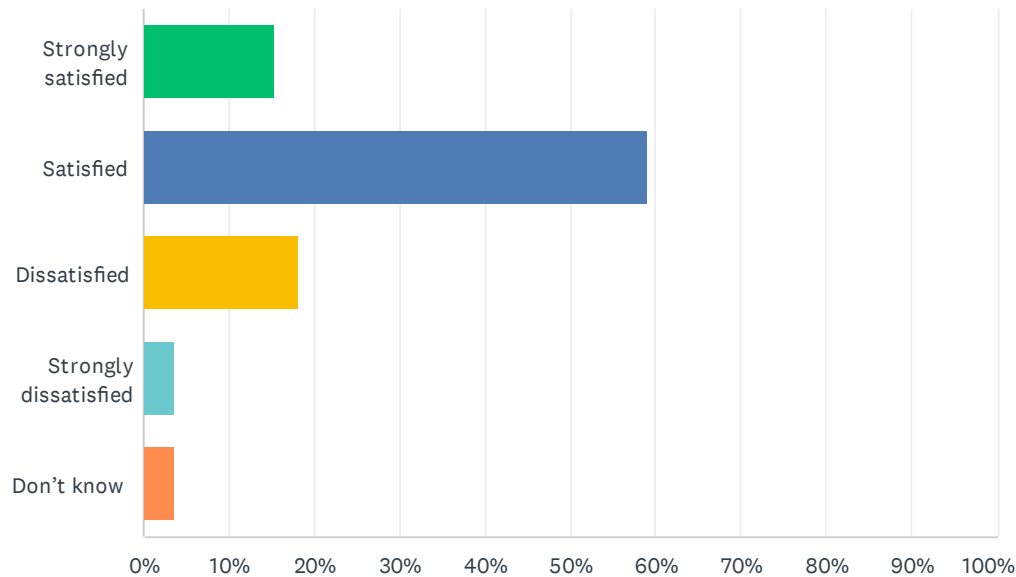
Answered: 115 Skipped: 8



ANSWER CHOICES	RESPONSES	
Strongly agree	13.04%	15
Agree	55.65%	64
Disagree	16.52%	19
Strongly disagree	2.61%	3
Don't know	12.17%	14
TOTAL		115

Q11 How satisfied are you with the quality of education your child's receiving at school?

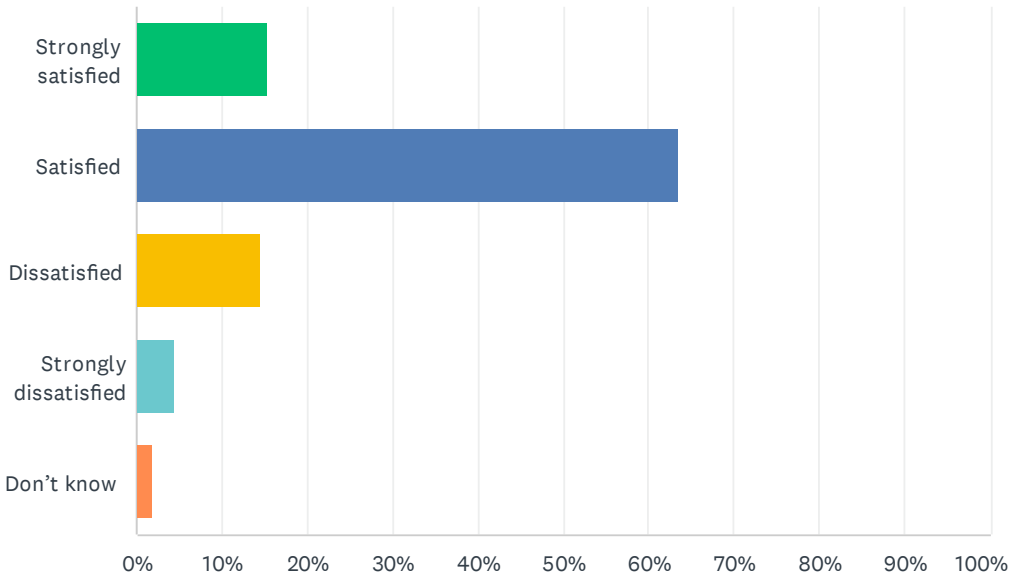
Answered: 110 Skipped: 13



ANSWER CHOICES	RESPONSES	
Strongly satisfied	15.45%	17
Satisfied	59.09%	65
Dissatisfied	18.18%	20
Strongly dissatisfied	3.64%	4
Don't know	3.64%	4
TOTAL		110

Q12 How satisfied are you with the quality of teaching at your child’s school?

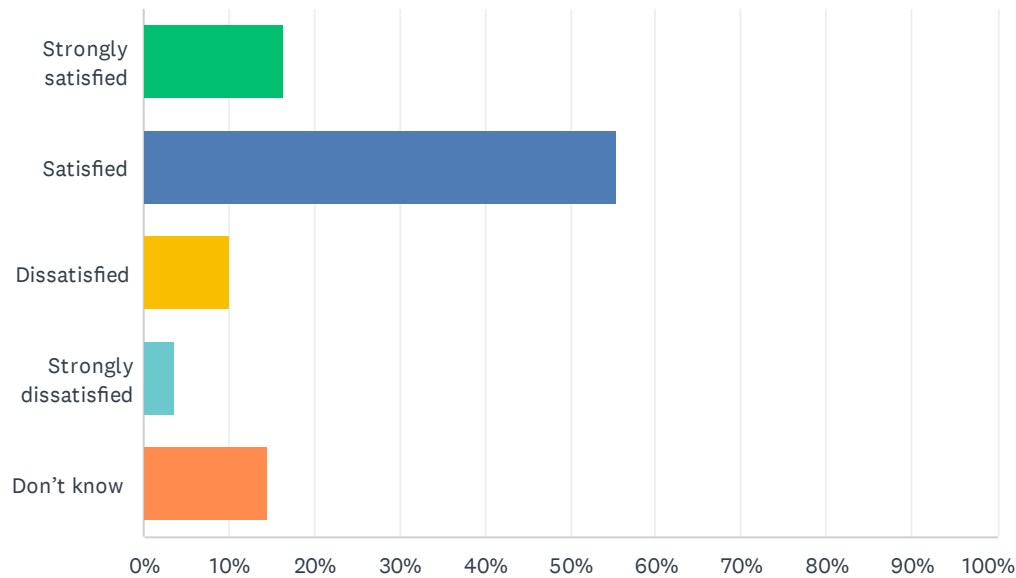
Answered: 110 Skipped: 13



ANSWER CHOICES	RESPONSES	
Strongly satisfied	15.45%	17
Satisfied	63.64%	70
Dissatisfied	14.55%	16
Strongly dissatisfied	4.55%	5
Don't know	1.82%	2
TOTAL		110

Q13 How satisfied are you with the leadership at your child's school?

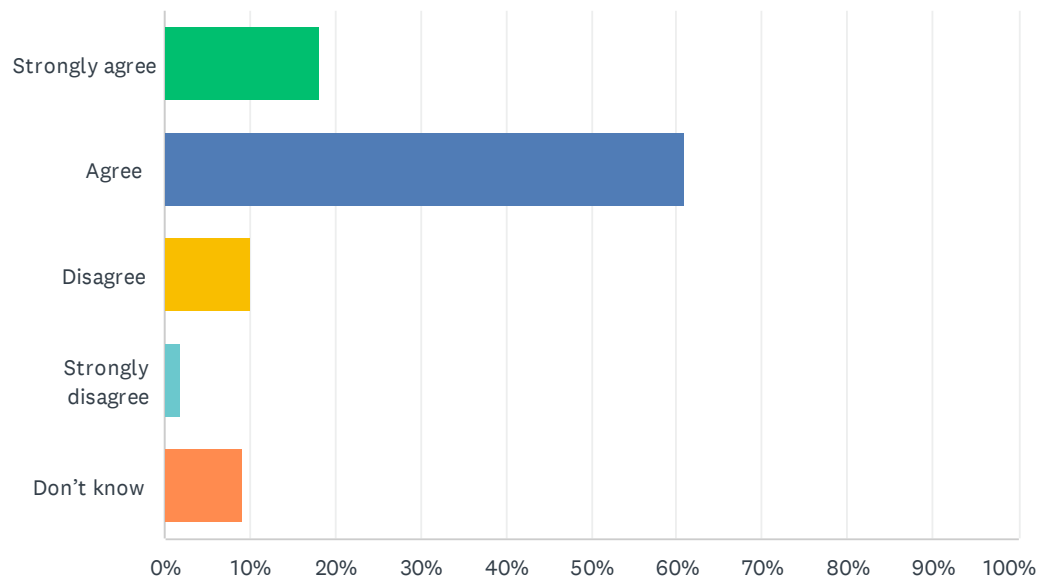
Answered: 110 Skipped: 13



ANSWER CHOICES		RESPONSES	
Strongly satisfied		16.36%	18
Satisfied		55.45%	61
Dissatisfied		10.00%	11
Strongly dissatisfied		3.64%	4
Don't know		14.55%	16
TOTAL			110

Q14 My child’s school encourages my child to be a responsible, respectful and engaged citizen.

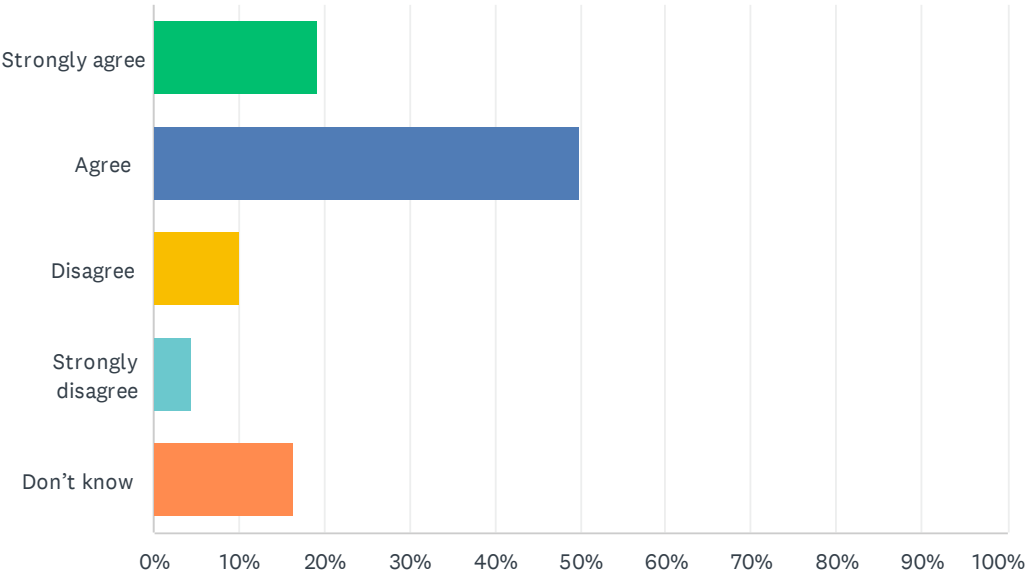
Answered: 110 Skipped: 13



ANSWER CHOICES	RESPONSES	
Strongly agree	18.18%	20
Agree	60.91%	67
Disagree	10.00%	11
Strongly disagree	1.82%	2
Don't know	9.09%	10
TOTAL		110

Q15 School staff care about my child.

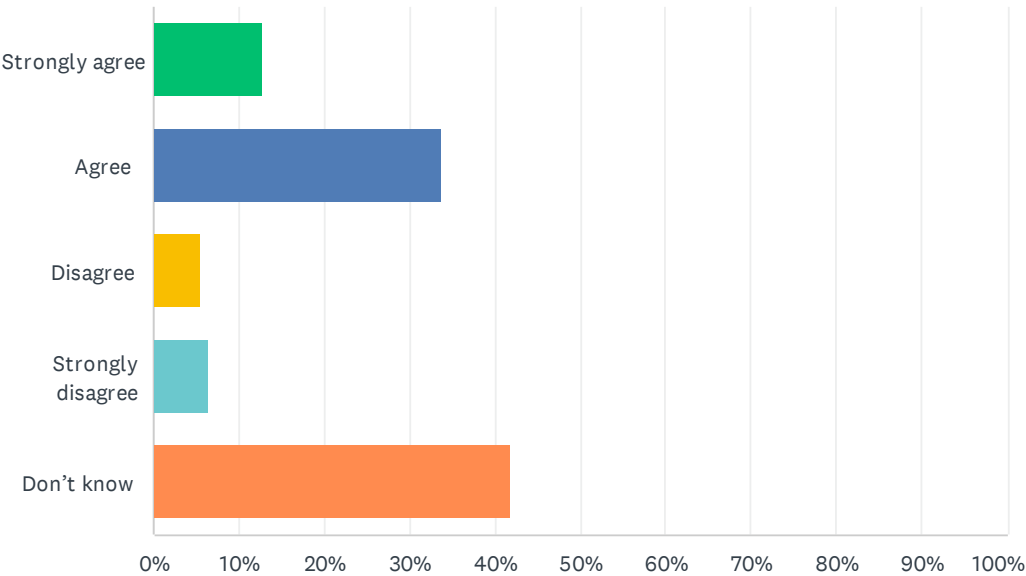
Answered: 110 Skipped: 13



ANSWER CHOICES	RESPONSES	
Strongly agree	19.09%	21
Agree	50.00%	55
Disagree	10.00%	11
Strongly disagree	4.55%	5
Don't know	16.36%	18
TOTAL		110

Q16 My child’s school handles discipline fairly and reasonably.

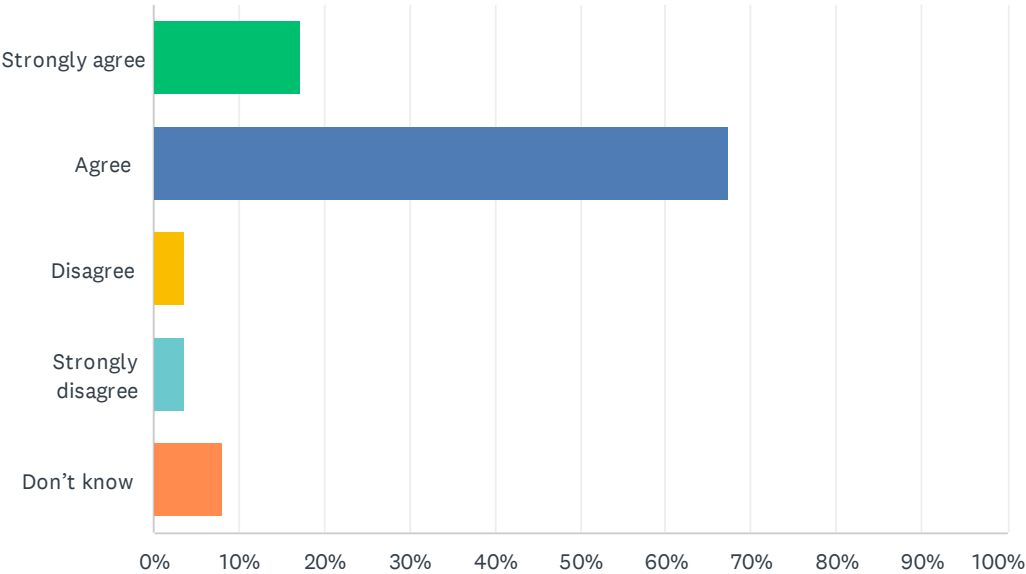
Answered: 110 Skipped: 13



ANSWER CHOICES	RESPONSES	
Strongly agree	12.73%	14
Agree	33.64%	37
Disagree	5.45%	6
Strongly disagree	6.36%	7
Don't know	41.82%	46
TOTAL		110

Q17 My child's school is safe.

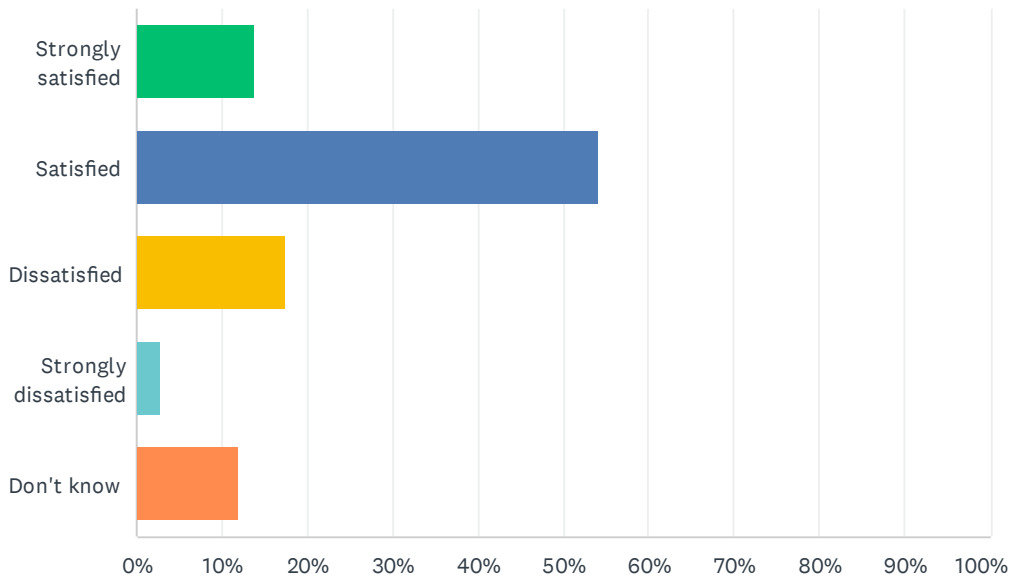
Answered: 110 Skipped: 13



ANSWER CHOICES	RESPONSES	
Strongly agree	17.27%	19
Agree	67.27%	74
Disagree	3.64%	4
Strongly disagree	3.64%	4
Don't know	8.18%	9
TOTAL		110

Q18 How satisfied are you with the resources available to support your child's learning?

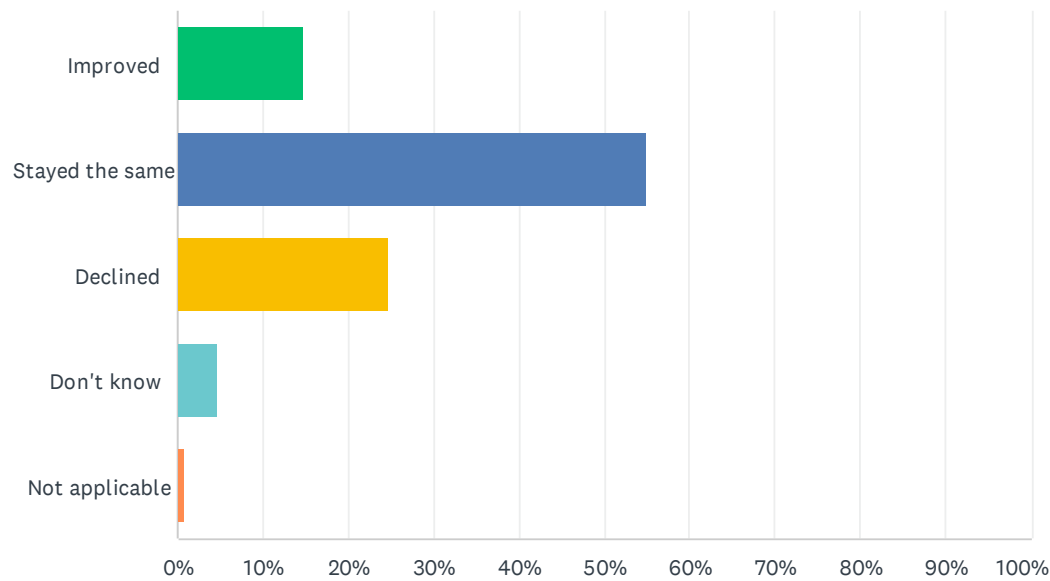
Answered: 109 Skipped: 14



ANSWER CHOICES	RESPONSES	
Strongly satisfied	13.76%	15
Satisfied	54.13%	59
Dissatisfied	17.43%	19
Strongly dissatisfied	2.75%	3
Don't know	11.93%	13
TOTAL		109

Q19 In your opinion, has the quality of education your child's experienced improved, stayed the same or declined in the past three years?

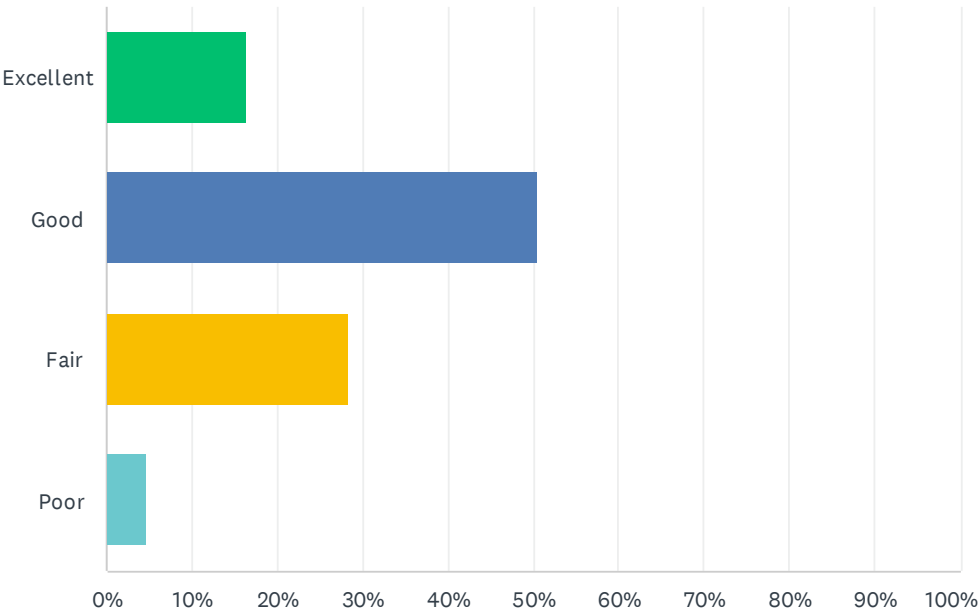
Answered: 109 Skipped: 14



ANSWER CHOICES	RESPONSES	
Improved	14.68%	16
Stayed the same	55.05%	60
Declined	24.77%	27
Don't know	4.59%	5
Not applicable	0.92%	1
TOTAL		109

Q20 How do you rate the physical condition of your child's school?

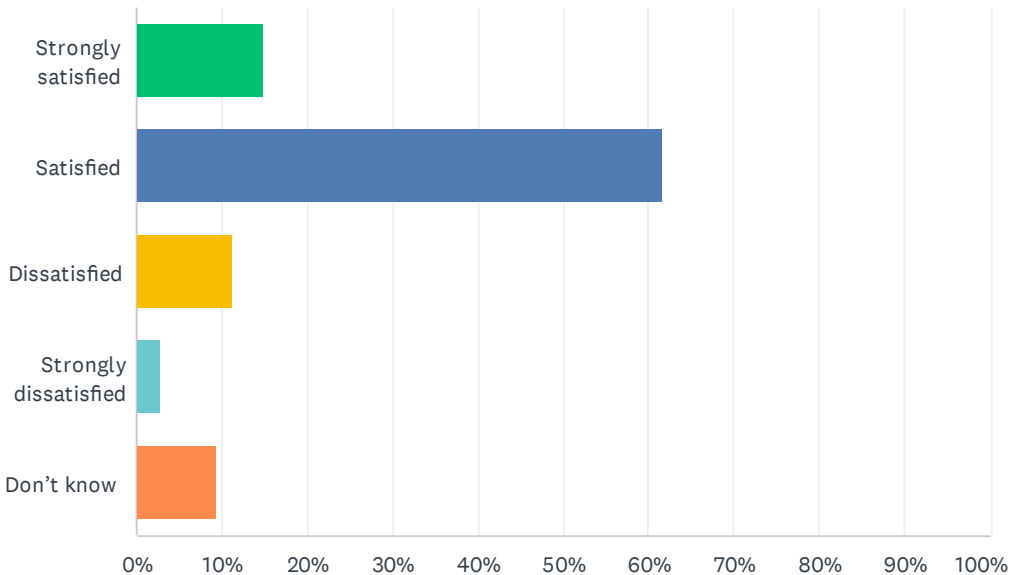
Answered: 109 Skipped: 14



ANSWER CHOICES	RESPONSES	
Excellent	16.51%	18
Good	50.46%	55
Fair	28.44%	31
Poor	4.59%	5
TOTAL		109

Q21 How satisfied are you with the opportunities provided to be involved in your child's education?Refer to the EIPS Parent Engagement overview for examples of involvement and engagement opportunities that help support student success.

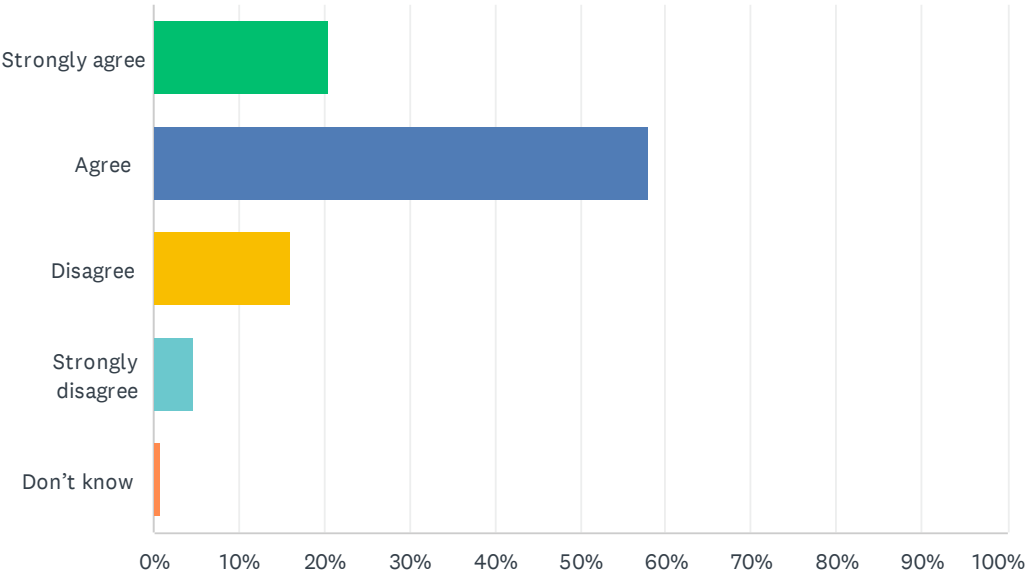
Answered: 107 Skipped: 16



ANSWER CHOICES	RESPONSES	
Strongly satisfied	14.95%	16
Satisfied	61.68%	66
Dissatisfied	11.21%	12
Strongly dissatisfied	2.80%	3
Don't know	9.35%	10
TOTAL		107

Q22 The school keeps me informed about my child's progress and achievement.

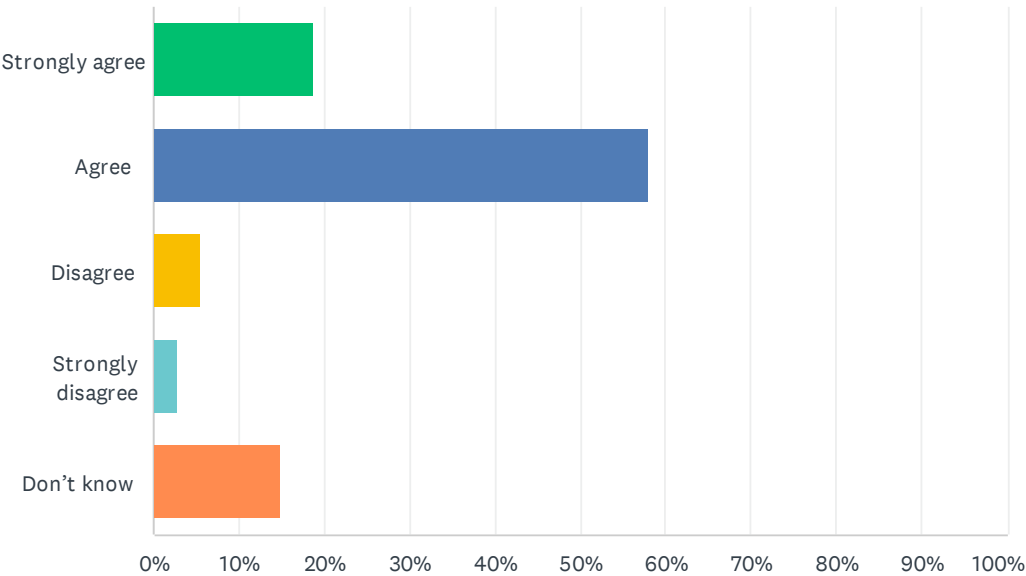
Answered: 107 Skipped: 16



ANSWER CHOICES	RESPONSES	
Strongly agree	20.56%	22
Agree	57.94%	62
Disagree	15.89%	17
Strongly disagree	4.67%	5
Don't know	0.93%	1
TOTAL		107

Q23 There is open and honest communication within my child's school.

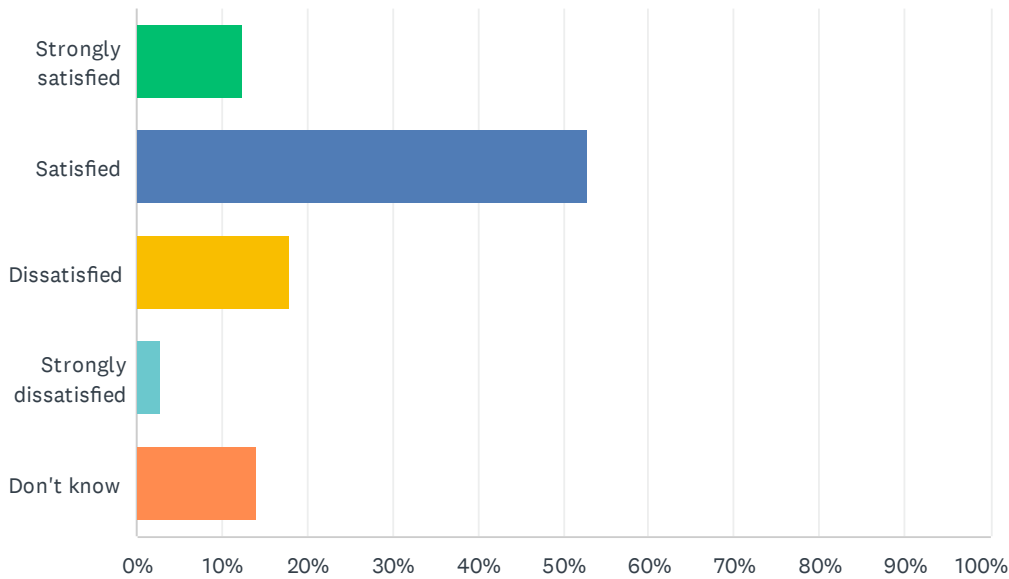
Answered: 107 Skipped: 16



ANSWER CHOICES		RESPONSES	
Strongly agree		18.69%	20
Agree		57.94%	62
Disagree		5.61%	6
Strongly disagree		2.80%	3
Don't know		14.95%	16
TOTAL			107

Q24 How satisfied are you with the Division’s commitment to engaging stakeholders—including parents and caregivers—about matters that affect decision-making and public education?Refer to the list of recent public engagement efforts throughout EIPS for examples of involvement and engagement opportunities.

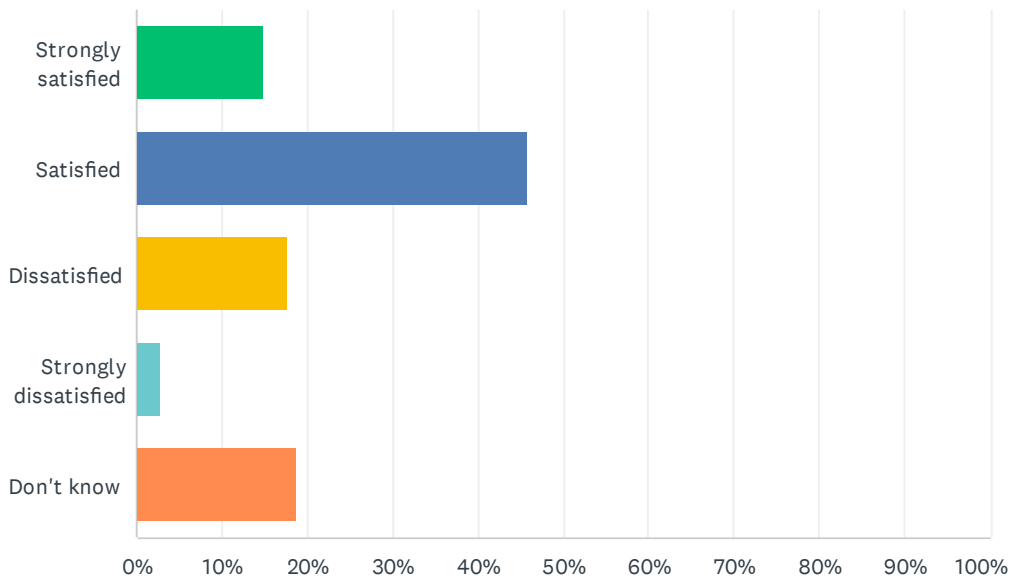
Answered: 106 Skipped: 17



ANSWER CHOICES	RESPONSES	
Strongly satisfied	12.26%	13
Satisfied	52.83%	56
Dissatisfied	17.92%	19
Strongly dissatisfied	2.83%	3
Don't know	14.15%	15
TOTAL		106

Q25 How satisfied are you with the Division’s commitment to advocating for public education?Refer to the Board Advocacy page for examples of ongoing advocacy work of the Board of Trustees.

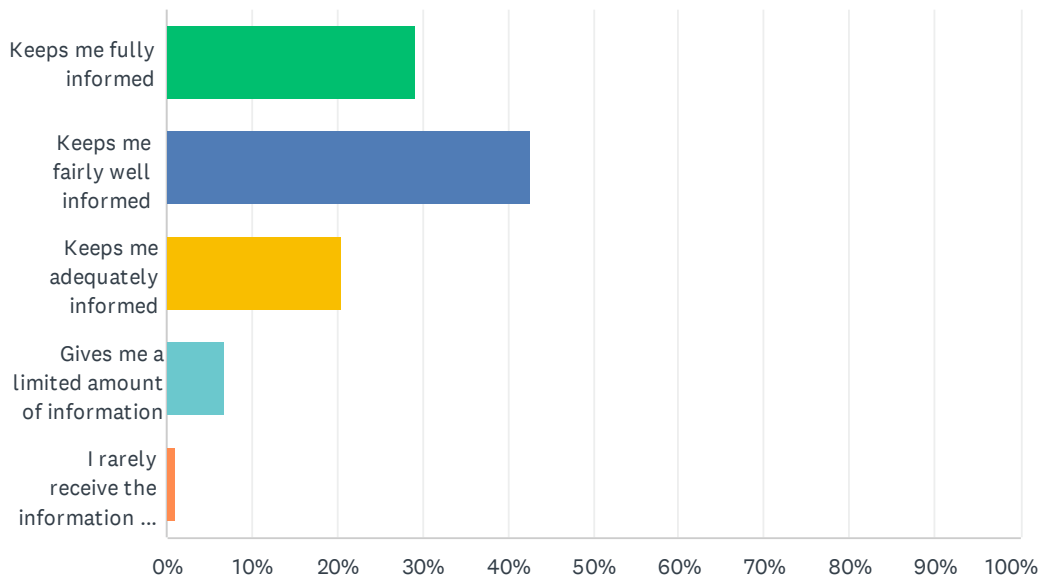
Answered: 107 Skipped: 16



ANSWER CHOICES	RESPONSES	
Strongly satisfied	14.95%	16
Satisfied	45.79%	49
Dissatisfied	17.76%	19
Strongly dissatisfied	2.80%	3
Don't know	18.69%	20
TOTAL		107

Q26 Elk Island Public Schools appreciates the opportunity to stay connected with parents and caregivers about news, activities, programs and other matters of importance. What is your impression of the communication you receive from your child's school?

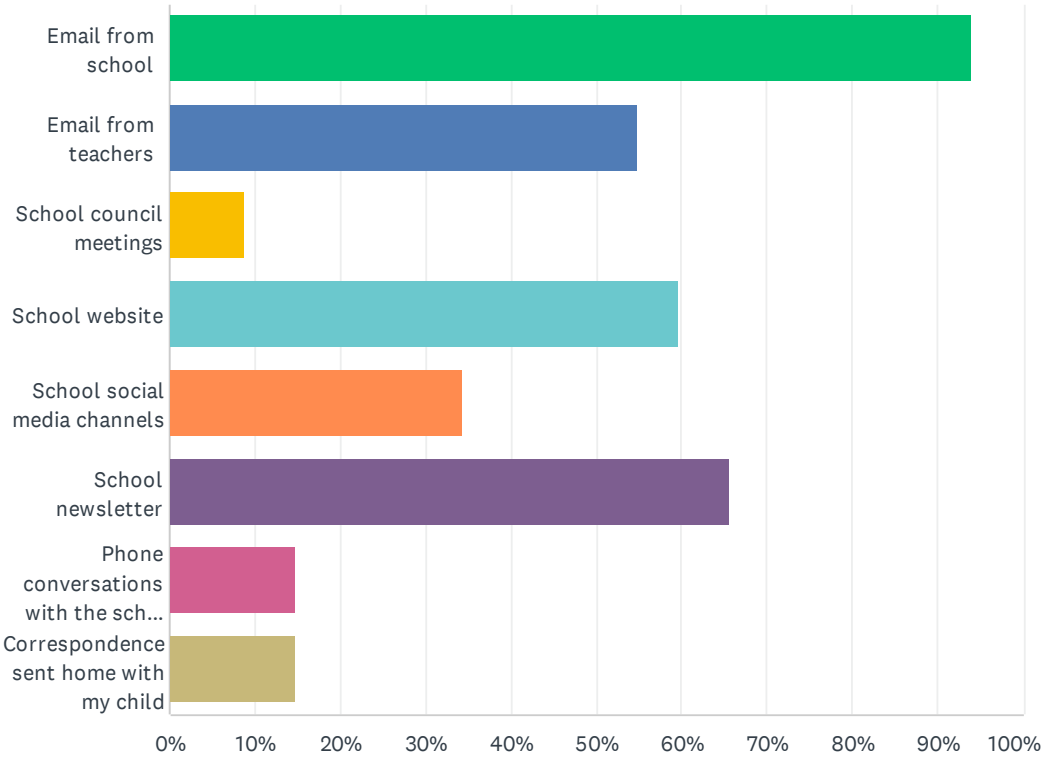
Answered: 103 Skipped: 20



ANSWER CHOICES	RESPONSES	
Keeps me fully informed	29.13%	30
Keeps me fairly well informed	42.72%	44
Keeps me adequately informed	20.39%	21
Gives me a limited amount of information	6.80%	7
I rarely receive the information I need	0.97%	1
TOTAL		103

Q27 Do you regularly make use of the following to keep up to date on school activities, programs, etc.? Check all that apply.

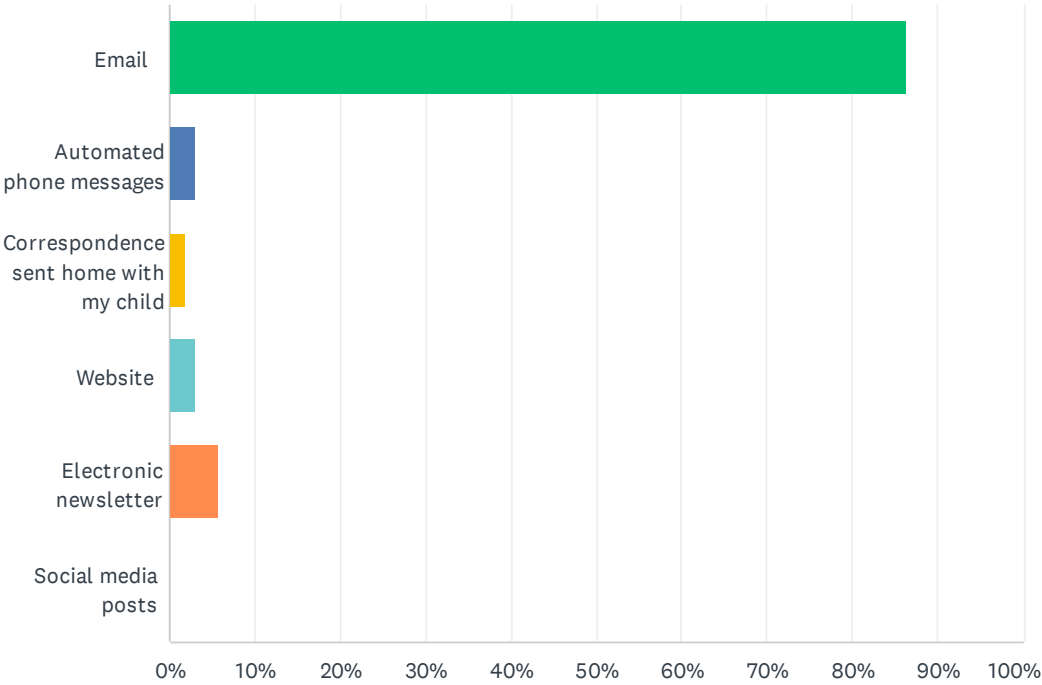
Answered: 102 Skipped: 21



ANSWER CHOICES	RESPONSES	
Email from school	94.12%	96
Email from teachers	54.90%	56
School council meetings	8.82%	9
School website	59.80%	61
School social media channels	34.31%	35
School newsletter	65.69%	67
Phone conversations with the school or teachers	14.71%	15
Correspondence sent home with my child	14.71%	15
Total Respondents: 102		

Q28 What is your most preferred method of communication from the school and Division?

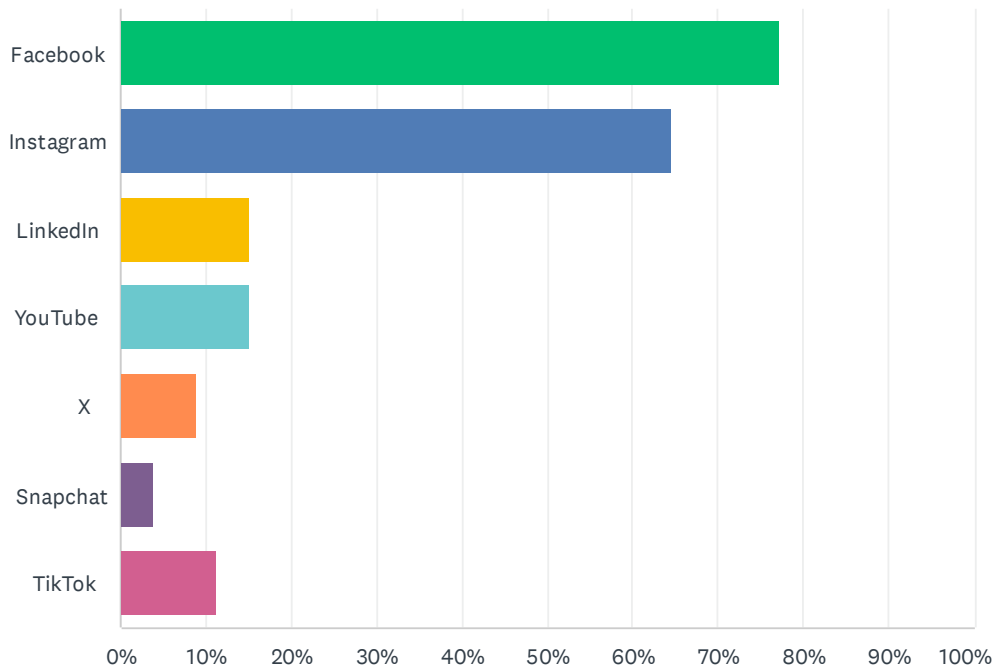
Answered: 103 Skipped: 20



ANSWER CHOICES	RESPONSES	
Email	86.41%	89
Automated phone messages	2.91%	3
Correspondence sent home with my child	1.94%	2
Website	2.91%	3
Electronic newsletter	5.83%	6
Social media posts	0.00%	0
TOTAL		103

Q29 The Division and schools often share news and information on social media. Which of the following platforms do you use? Check all that apply.

Answered: 79 Skipped: 44



ANSWER CHOICES	RESPONSES	
Facebook	77.22%	61
Instagram	64.56%	51
LinkedIn	15.19%	12
YouTube	15.19%	12
X	8.86%	7
Snapchat	3.80%	3
TikTok	11.39%	9
Total Respondents: 79		